

City of Leesburg
City Hall, 107 N Walnut Avenue, Leesburg, GA 31763
229-759-6465

City Council members

Richard Bush, Acting Mayor
Rufus Sherman, Mayor Pro Tem
Judy Powell Bob Wilson
Jason Renfroe Amanda White

City Staff

Bob Alexander, City Manager
Bert Gregory, City Attorney

1. **CALL TO ORDER**
2. **APPROVAL OF MINUTES**
February 4, 2020
3. **PUBLIC HEARING**
4. **NEW BUSINESS**
(A) Consideration of a Full - Service Tank Maintenance Program for 500,000 Pedesphere – School Tank
and 200,000 Elevated – Public Works Office Tank
(B) Consideration of Bids for 2020 GDOT Local Maintenance & Improvement Grant Program
5. **CITY MANAGER’S MATTERS**
(A) Financial Report
6. **DEPARTMENTAL REPORTS**
(A) Police Report
(B) Public Works Report
(C) Water and Sewer Report
7. **GOVERNMENTAL BOARDS/AUTHORITIES**
8. **COUNCIL MEMBER’S MATTER**
9. **OLD BUSINESS**
10. **CITY ATTORNEY’S MATTERS**
11. **EXECUTIVE SESSION**
(A) To discuss possible real estate litigation and other litigation
12. **PUBLIC FORUM**
13. **ANNOUCEMENTS**
Next Scheduled Meeting is April 7, 2020
14. **ADJOURNMENT**

Agenda May Change Without Notice

City of Leesburg
City Hall, 107 N Walnut Avenue, Leesburg, GA 31763
229-759-6465

City Councilmembers

Richard Bush, Acting Mayor
Rufus Sherman, Mayor Pro Tem
Bob Wilson Judy Powell
Jason Renfroe

City Staff

Bob Alexander, City Manager
Bert Gregory, City Attorney

1. CALL TO ORDER

Mayor Bush called the meeting to order at 6:00 PM and lead the pledge. Councilmember Wilson lead the Prayer. The City Manager and City Attorney were present. All the Councilmembers were present.

2. APPROVAL OF MINUTES

Mayor Bush asked for a motion to approve the minutes from January 10, 2020. Mayor Pro Tem Sherman made a Motion to approve the minutes. Councilmember Renfroe seconded the motion. The vote was unanimous.

3. PUBLIC HEARING**4. NEW BUSINESS**

- (A) Citizen Tim Chappell requested to use the Public Works land on Old Smithville Rd. for practice of 8U Lee County Baseball Team. Councilmember Powell made a motion to allow on a temporary basis the use of City of Leesburg's land in front of the Public Works site for baseball practice. Mayor Pro Tem Sherman seconded the motion. The vote was unanimous.
- (B) Mayor Pro Tem Sherman removed himself from participating in the Council Meeting. City Manager Bob Alexander discussed the need to write a formal request to the Georgia Department of Community Affairs for an exception to the Conflict of Interest CDBG Regulations involving properties Councilmember Rufus Sherman owns in the project neighborhood as per the attached sheet. Councilmember Powell made a motion to approve the request to the Georgia Department of Community Affairs for an exception to the to the Conflict of Interest CDBG Regulations. Councilmember Renfroe seconded the motion. The vote was unanimous.
- (C) Mayor Pro Tem Sherman returned to the Council Meeting. Chief Prokesh presented estimates for two 2021 Police Dodge Chargers with King Chrysler Dodge having the low estimate of \$24,446. Councilmember Wilson made a motion to approve the low estimate from King Chrysler Dodge. Mayor Pro Tem Sherman seconded the motion. The vote was unanimous.
- (D) The City Manager discussed the options on the old Bumper to Bumper building at 103 A Walnut Avenue South including writing a letter to the representative of the estate stating they would have 45 days to properly board the front of the building or the City of Leesburg would proceed to have the building boarded up and attach a lien to the property for the expenses incurred. Mayor Pro Tem Sherman made a motion to proceed with sending a letter as presented to Council. Councilmember Renfroe seconded the motion. The vote was unanimous.
- (E) The City Manager presented a Projects List for communications with State Officials. The list included the Downtown TAP Project, the DCA Rural Zone Designation and school safety devices at the intersection of Magnolia and SR 3 and the intersection of Leslie Highway and Grover St. There was a consensus from the Council to move forward with sending the list to State Officials.
- (F) Finance Manager Cheryl Allison presented a proposed 2021 Fiscal Year Budget Calendar. Councilmember Powell made a motion to approve the Budget Calendar. Mayor Pro Tem Sherman seconded the motion. The vote was unanimous

5. CITY MANAGER'S MATTERS.

- (A) Financial Report – The City Manager discussed the Financial Report of the General Fund and the Water & Sewer Fund and indicated that both funds are within budget for the year.
- (B) The Annual Council Retreat was discussed and a consensus of the Council was to tentatively plan for Saturday April 18th.
- (C) Local Administered Project (LAP) Certification – The City of Leesburg has been certified to administered federal-aid projects such as the Downtown Transportation Alternative Program (TAP) for a period of three (3) years, from 10/30/2019 until 12/31/2022.

6. DEPARTMENTAL REPORTS

- (A) Police Report
- (B) Public Works Report
- (C) Water and Sewer Report

7. GOVERNMENTAL BOARDS/AUTHORITIES**8. COUNCIL MEMBER'S MATTER**

Councilmember Powell presented a video the Lee County Library staff developed to be part of the Home Town Takeover / HGTV application to assist in downtown renovation.

9. OLD BUSINESS**10. CITY ATTORNEY'S MATTERS****11. EXECUTIVE SESSION****12. PUBLIC FORUM****13. ANNOUNCEMENTS****14. ADJOURNMENT**

Councilmember Powell made a motion to adjourn. Mayor Pro Tem Sherman seconded the motion. The vote was unanimous.



Full Service Maintenance Program Proposal

City of Leesburg

**500,000 Pedesphere – School Tank
200,000 Elevated – Public Works Office Tank**

Mission Statement

“We will deliver Value, Quality and Service to Our Customers”



To the **City of Leesburg Officials:**

American Tank Maintenance, LLC (ATM), is an **American owned company** that specializes in **Professional Service Water Storage Tank Asset Management and Maintenance Programs**. Our team of proven professionals is committed to providing world class customer service to our clients. In today's world, we know that you have multiple demands on your time and that you work diligently every day to provide your customers with safe clean drinking water. We know that one of the more valuable assets in this effort is the water storage tank. American Tank Maintenance will deliver peace of mind that your water storage tanks are safe, secure, clean, aesthetically pleasing and structurally sound. American Tank Maintenance specializes in Water Tank Maintenance Professional Services and long term Preventative Maintenance Programs.

Our **executive team members were the pioneers in the management and maintenance of potable water storage tanks** across the United States. Our management team has a combined **275 years of experience in the industry**. We are dedicated to building long term relationships with our customers. **Our focus is on you, the customer.**

American Tank Maintenance is a great company with a proven management team that has consistently created customer value. We endeavor to **provide integrity, professionalism, quality workmanship and outstanding customer service.**

We will do everything possible to earn and justify your trust. We look forward to a future working relationship with you.

Very Respectfully,

Sheldon Shelton

Executive Vice President / Principal
American Tank Maintenance, LLC
(478)737-9266
sshelton@americantankmaintenance.com

Executive Team Members / Resumes / Qualifications / Experience

Mike Lewis – President – American Tank Maintenance LLC



Experience:

20 Years – Water Tank Maintenance Industry
2 Years – Waste Water Fabrication & Maintenance Industry
12 Years – Financial Officer

For the past 16 years Mike has held senior executive management positions in the water and wastewater industry. He led the efforts to expand the water tank maintenance concept nationwide during this time while

also creating a similar model for wastewater. Mike has been directly responsible for conducting and approving condition assessments of thousands of water storage tanks.

Chris Boyd – Executive Vice President/Operations – American Tank Maintenance, LLC




Experience:

12 years – Water Tank Maintenance Industry
21 years – Executive - Mining Industry

Chris has spent the past 28 years of his professional career managing businesses devoted to exemplary efficient production and providing superior customer service. His common sense approach and engineering background provides American Tank Maintenance with a foundation for operations excellence.

Sheldon Shelton – Executive Vice President/Sales – American Tank Maintenance, LLC




Experience:

22 Years – Water Tank Maintenance Industry
1 Year – Coatings Industry

Sheldon grew up in the water tank business as his grandfather and father were pioneers in the water tank maintenance program industry. His experience ranges from a helper on a washout crew to senior executive positions. Sheldon has performed condition assessments on thousands of tanks during his lifetime. He is a member of **NACE (#49062)**.

Senior Team Members / Resumes / Qualifications / Experience

Massie Hughes - Regional Sales Director/Partner – American Tank Maintenance, LLC



Experience:

12 Years – Water Tank Maintenance Industry
20 Years – United States Navy – Helicopter Pilot, Operations Officer, Executive Manager

After serving his Country, Massie retired from the Navy and began a second career in the water tank industry. He has held various positions ranging from a Water System Consultant and National Training Director to Regional Vice President.

Jeff George - Regional Sales Director – American Tank Maintenance, LLC



Experience:

30 Years – Water Tank Maintenance Industry
16 Years – Textile Industry

Jeff has had executive level positions in the water tank industry for 23 years. He directed a team of salesmen from Alabama to California. Jeff has approved condition assessments on thousands of water storage tanks. He was part of the team that developed and promoted the first water tank maintenance program services in the nation.

Brad McConnell - Regional Sales Director – American Tank Maintenance, LLC




Experience:

10 Years – Water Tank Maintenance Industry
11 Years – Owner/President – Private Business

Brad has been a leader in the water tank maintenance business for the past five years. His experience ranges from inspector to sales to operations. Brad is a member of Georgia Rural Water and Georgia Water Professionals. Prior to the water tank maintenance business, Brad owned and managed a successful private enterprise. Brad is in charge of project management and customer satisfaction for American Tank Maintenance.

Alex Shelton - Regional Sales Director – American Tank Maintenance, LLC



Experience:

6 Years – Water Tank Maintenance Industry

Just like his brother Sheldon, Alex grew up in the water tank business as he is the 4th generation in his family to work in the industry. Alex has learned the business from the “ground up” by working on washout and welding crews to understand every side of the business. Alex has performed condition assessments on hundreds of tanks during his lifetime. He now focuses on sales in the North Carolina region and takes pride in taking care of his customers.

Charles Belcher - Regional Sales Director/Partner – American Tank Maintenance, LLC



Experience:

45 Years – Water Tank Maintenance Industry

Charles has been a member of Georgia Rural Water since its inception in 1979. He was part of the team that developed and promoted the first water tank maintenance program services in the nation. His experience and reputation is unquestioned in the industry.

Keith Waites - Regional Sales Director – American Tank Maintenance, LLC



Experience:

17 Years – Well Drilling Industry

Keith has been in the water industry all of his professional career. He worked in the water well drilling industry since 2001 and has deep knowledge and experience in residential and agricultural drilling and well development. He has also owned and operated a successful residential water filtration business beginning in 2004. He is a customer-focused problem solver who has individually managed hundreds of projects with a commitment to superior quality, accuracy, service and responsiveness.

Gene Holder – Regional Operations Director – American Tank Maintenance, LLC




Gene's 30 years of experience in water tank maintenance has provided him with a wealth of knowledge and skills including paint, repair, inspection, and project management. His years of work in the tank industry has allowed him to form a number of great relationships with city engineers, mayors, water department superintendents, and managers. These connections have been preserved by his philosophy that anything worth doing, is worth doing right-the first time.

Gene is a NACE Certified Coatings Inspector –Level 3 (#27247).

Gene believes that customer satisfaction is key. He goes to great lengths to maintain his many customer relationships and looks forward to developing many new ones.

Doug Byrd – Manager Field Operations – American Tank Maintenance, LLC



Experience:

30 Years – Field Operation – Water Tank Maintenance Industry

Doug has dedicated his professional career in field operations for the water tank industry. Doug has performed condition assessments on thousands of water tanks. His extensive experience is unparalleled in coating & logo application, repairs and inspections. He is a member of **NACE (#17409)**.

Billy Wiggins, P.E. – Engineer – American Tank Maintenance, LLC




Experience:

22 years – Engineer

Billy has over 20 years of experience as a P.E. He holds US Patents. Billy provides all engineering analysis and oversight for the company.

Michael Szabo - Regional Sales Director/Partner – American Tank Maintenance, LLC



Experience:


19 Years – Water Tank Maintenance Industry

14 Years – U.S. Army

Michael is the consummate professional and has 17 years of experience in the industry providing superior service to his customer base in Alabama and the Florida Panhandle. Prior to entering the industry Michael served his country for 14 years in the Army. He is a combat vet of Panama, Desert


Shield and Desert Storm. Michael has transferred this selfless dedication for others into his professional career. He is a member of the Alabama and Florida Rural Water Associations and is dedicated to providing high value tank maintenance solutions to his service area.

Barrett Stanley - Regional Sales Director – American Tank Maintenance, LLC



During his college years Barrett held numerous leadership positions and interned in the Legislative Affairs Office of Georgia's Former Governor Nathan Deal. After graduating he worked at State Farm Insurance learning how to serve people. After joining our team, he put in hard work on the crews and learned a lot about the operational side of tanks. Barrett has now transitioned to sales where he looks to build long term relationships with customers in Southern Mississippi by bringing them value and great customer service.

Heath Boyd – Director of Operations – American Tank Maintenance, LLC



Heath has 5 years of engineering and project management experience across multiple fields. He received a BS in Mechanical Engineering from Georgia Tech and an MBA from Georgia College & State University. Heath's technical skills have given him a focus on detail and high quality of work. Heath oversees project management, scheduling, and customer satisfaction with American Tank Maintenance.



American Tank Maintenance's Professional Service Asset Management Program for Water Storage Tanks

FULL SERVICE MAINTENANCE PROGRAM SUMMARY OF COVERAGE

The Maintenance Program implemented by **AMERICAN TANK MAINTENANCE** includes an annual visual inspection evaluation and a biennial (once every two (2) years) washout, inspection and disinfection. These inspection reports will determine the internal and external coating, structural conditions and serviceability of the tank(s) and associated parts. Following inspection, if any corrosion is present, coating maintenance will be performed to keep the tank corrosion free. All inspections will determine needs and the time for major painting projects.

- **American Tank Maintenance assumes all RISK and LIABILITY for Maintenance of Water Storage Tank**
- **Comprehensive tank maintenance** from the contract origination date.
- **Short and Long Term Pro-Active Tank maintenance.**
- Tank serviceability.
- An **annual visual inspection** of the tank with report and photographs documenting the current condition.
- A **biennial washout, disinfection and inspection** of the tank with report and photographs documenting the current condition.
- **Future Tank exterior cleaning, painting**, protective coating maintenance and repairs necessary to keep the tank serviceable, corrosion free and looking nice.
- **Future Tank interior cleaning, painting**, protective coating maintenance, disinfection and necessary repairs to assure that the tank is serviceable, sound, corrosion free and watertight.
- **Emergency service** needed under the terms of the contract.
- Coverage for any **acts of vandalism to the tank**. Furnish and install a lockable ladder gate climb prevention shield anti-climb deterrent and tank access locks to minimize the opportunity for vandalism and reduce tank owner liability (fencing, securable access hatches, removable lower ladder portion are also recommended).
- Coverage for **normal deterioration, future repairs, steel replacement**, steel parts, expansion joints, water level indicators, sway rods, manhole covers and gaskets, and all other tank and tower components.
- **Maintenance of the tank's logo**, lettering and artwork.



MAINTENANCE PROGRAM (TANK INSPECTION SCHEDULE)

Under ATM's Full Service Maintenance Program, each tank is inspected yearly in accordance with various State guidelines. There are two [2] types of inspections. Each time, scheduled inspections are conducted, a report outlining the tank's condition and describing the inspection is submitted to the tank owner. Any repairs identified during the inspection are noted and scheduled for correction.

- Visual Engineering Inspections
- Washout Inspections

VISUAL ENGINEERING INSPECTIONS

This inspection is conducted by an experienced tank inspector and the photos and report are prepared by a qualified NACE certified tank engineer. The inspection is to determine:

- The condition of the exterior and interior coatings
- That the tank is in compliance with all safety and sanitary regulations
- That the tank's structural integrity is intact
- Repairs/touchups which may be needed

WASHOUT INSPECTIONS

The biennial washout inspection is conducted by a company service crew and requires that the tank be fully drained. The crew removes any sediment/sludge that has collected in the storage tank and pressure-washes accessible areas. Once the tank has been cleaned, any needed repairs/touch-ups are made. Then photographs documenting the condition of the interior are taken. The final stage of the process is to replace the man-way gasket and to disinfect the interior per AWWA Spray Method #2. The tank is now ready to be put back into service. A report of the findings and photographs is given to the tank owner. This report can be used as documentation for the conditions of the tank and proof of compliance for the various State agencies. During the washout/inspection, any needed repairs or touch-ups due to vandalism or normal deterioration will be completed. If the repairs can't be made at this time, the corrections will be scheduled and completed as soon as possible.



REPAIRS

Items of repair that are identified during routine maintenance inspections are scheduled based upon priority. Should the tank owner experience a needed repair in the interim, the owner can contact your account manager and the repair will be scheduled. Routine maintenance repairs will be scheduled as quickly as possible. Crucial or emergency repairs are scheduled at once. Offensive graffiti is treated as an emergency repair and is attended to at once.

Why should the City of Leesburg partner with American Tank Maintenance?

- 1) American & Georgia Owned**
- 2) Owners are available anytime**
- 3) Focused on Water Tank Maintenance only**
- 4) 100% satisfaction rating with customers. Only firm that has never had a customer cancel a full-service maintenance contract due to impeccable service**
- 5) Extensive experience within ATM's Management Team in the water tank industry**
- 6) Outstanding Professional Service and Quality Work**
- 7) Lifetime warranty on the paint coatings in case of a premature failure under the program**
- 8) Focused on Customer Service**
 - Yearly Account Overview**
 - Charles Belcher, Account Manager available 24/7**
- 9) Properly Manage all tanks in a Timely and Professional manner**




Capability


American Tank Maintenance (ATM) is uniquely qualified to address any tasks needed to maintain and manage a water storage vessel. In addition to the vast years of experience of our team members, ATM utilizes a state of the art computer management system to manage all water storage assets. Our customers have access to their information via a secure online portal. ATM has the crews to perform all needed inspections, washouts, repairs and renovations needed. Below are just a sample of ATM's equipment.




Service Vehicle



Blast Pot and Containment System



Air Compressor



Service Vehicle



Customer References

City of Dublin, GA

Contact: Michael Clay
Address: PO Box 690, Dublin, GA 31021
Phone: 478-277-5050
Tanks: 6

Houston County, GA

Contact: Robbie Dunbar
Address: 2018 Kings Chapel Road, Perry, GA 31069
Phone: 478-987-4280
Tanks: 4

City of Stockbridge, GA

Contact: Decius Aaron
Address: 4640 N Henry Blvd., Stockbridge, GA 30281
Phone: (770) 474-1232
Tanks: 4

City of Griffin, GA

Contact: Brant Keller
Address: P.O. Box T, Griffin, GA 30224
Phone: (678) 692-0391
Tanks: 10

City of Wrightsville, GA

Contact: Charles Blackburn
Address: 2566 East Elm Street, Wrightsville, GA 31096
Phone: 478-864-3303
Tanks: 2

City of Dudley, GA

Contact: Jason Locke - Mayor
Address: PO Box 315, Dudley, GA 31022
Phone: (478)290-6451
Tanks: 1

Columbia County Water Utility, GA

Contact: Mark Inglett
Address: PO Box 204660, Martinez, GA 30917
Phone: 706-447-7724
Tanks: 10

City of Warrenton, GA

Contact: Pat Rogers
Address: PO Box 109, Warrenton, GA 30828
Phone: (706) 465-3282
Tanks: 5

City of Swainsboro, GA

Contact: Don Dodson
Address: P.O. Box 600, Swainsboro, GA 30401
Phone: (678) 591-4844
Tanks: 3

City of Albany, GA

Contact: Kurt Anthony
Address: PO Box 1788, Albany, GA 31702
Phone: (229)809-6084
Tanks: 11

Town of Allentown, GA

Contact: Robert Davidson - Mayor
Address: PO Box 34, Allentown, GA 31003
Phone: (478) 962-4577
Tanks: 1

City of Locust Grove, GA

Contact: Tim Young – City Manager
Address: PO Box 900, Locust Grove, GA 30248
Phone: 404-217-6821
Tanks: 3

City of Sylvania, GA

Contact: Mike Smith
Address: 104 South Main Street, Sylvania, GA 30467
Phone: 912-564-7411
Tanks: 3

Jones County Water System, GA

Contact: Jeffrey Pehlke
Address: 270 Hwy 49, Macon, GA 31211
Phone: 478-993-5477
Tanks: 7

City of Rebecca, GA

Contact: Don Collins
Address: P.O. Box 97, Rebecca, GA 31783
Phone: 229-643-7212
Tanks: 1

City of Social Circle, GA

Contact – Robby Miller
Address: PO Box 310, Social Circle, GA 30025
Phone: (770) 464-2380
Tanks: 4

Town of Arabi, GA

Contact: Joyce Rooks
Address: P.O. Box 177, Arabi, GA 31712
Phone: 229-273-5096
Tanks: 1

Northeast Lawrence Utility District, TN

Contact: Todd Tingle
Address: 325 Good Hope Road, Lawrenceburg, TN 38464
Phone: 931-762-9481
Tanks: 2

Town of Alto, GA

Contact: Wiley Cook - PWD
Address: P.O. Box 215, Alto, GA 30510
Phone: 706-778-8035
Tanks: 3

City of Forsyth, GA

Contact: Pat Wright
Address: 220 S. Kimball St., Forsyth, GA 31029
Phone: 478-994-5649
Tanks: 4

Schley County Water Authority, GA

Contact: Bill Sawyer – County Manager
Address: P.O. Box 25, Ellaville, GA 31806
Phone: 229-937-2680
Tanks: 2

Cleburne County Water Authority, AL

Contact: Mike Copeland
Address: P.O. Box 686, Heflin, AL 36264
Phone: 256-463-7860
Tanks: 6

City of Adamsville, TN

Contact; Paul Plunk
Address: 231 East Main St., Adamsville, TN 38310
Phone: 731-632-4214
Tanks: 6

City of Saraland, AL

Contact: Chad Hennis
Address: 307 Shelton Beach Road, Saraland, AL 36571
Phone: 251-675-5126
Tanks: 3

Guntersville Water Works & Sewer Board, AL

Contact: Jack Swann – General Manager
Address: 329 Gunter Avenue, Guntersville, AL 35976
Phone: 256-582-5931
Tanks: 9

Henry County Water Authority, GA

Contact: Eric Osborne
Address: 199 Preservation Dr., Jackson, GA 30233
Phone: (678) 480-5254
Tanks: 10

City of Barwick, GA

Contact: Kellie Overmier
Address: P.O. Box 146, Barwick, GA 31720
Phone: 229-735-2311
Tanks: 1

Town of Deepstep, GA

Contact: Randy Veal
Address: 9676 Deepstep Road, Sandersville, GA 31082
Phone: 912- 552-0867
Tanks: 1

Fort Valley Utility Commission, GA

Contact: Gary Moncrief
Address: P.O. Box 1529, Fort Valley, GA 31030
Phone: 478-235-0696
Tanks: 6

Webster County, GA

Contact: George Moore – County Manager
Address: P.O. Box 29, Preston, GA 31824
Phone: 229-828-5775
Tanks: 2

Monroeville Water Works, AL

Contact: William Snyder
Address: PO Box 674, Monroeville, AL 36461
Phone: 251-575-2617
Tanks: 4

City of Gautier, MS

Contact: Cindy Russell
Address: 3330 Highway 90, Gautier, MS 39553
Phone: 228-497-8000
Tanks: 5

City of Sycamore, GA

Contact: Jerry Nipper
Address: 2529 US Highway 41, Sycamore, GA 31790
Phone: 229-567-4296
Tanks: 2

City of Millen, GA

Contact: John Thomas
Address: PO Box 929, Millen, GA 30442
Phone: 478-982-6104
Tanks: 3

City of Milledgeville, GA

Contact: Robert Hadden
Address: P.O. Box 1900, Milledgeville, GA 31061
Phone: (478) 414-4040
Tanks: 4

City of Bainbridge, GA

Contact: Steve Winburn
Address: 1503 Pierce Street, Bainbridge, GA 35818
Phone: 229-248-2015
Tanks: 5

Lawrenceburg Utilities, TN

Contact: Vic Pusser
Address: PO Box 649, Lawrenceburg, TN 38464
Phone: 931-762-7161
Tanks: 10

City of Lavonia, GA

Contact: Gary Fesperman
Address: PO Box 564, Lavonia, GA 30553
Phone: 706-356-8781
Tanks: 2

Horn Lake Water Association, MS

Contact: Connie Bunting
Address: PO Box 151, Horn Lake, MS 38637
Phone: 662-393-0140
Tanks: 7

City of Dahlonega, GA

Contact: John Jarrod
Address: 465 Riley Road, Dahlonega, GA 30533
Phone: 706-864-6133
Tanks: 3



City of Leesburg, GA

Schedule of Work & Fees (Including Inflation) for Full Service Maintenance Agreement

	Year 1	Year 2	Year 3	Year 4	Year 5	Year 6	Year 7	Year 8	Year 9	Year 10
500,000 Pedisphere - School Tank	Interior Renovation	Visual Inspection Any needed Repairs Emergency Service	Washout Inspection Any Needed Repairs Emergency Service	Visual Inspection Any needed Repairs Emergency Service	Exterior Renovation & Washout Inspection	Visual Inspection Any needed Repairs Emergency Service	Washout Inspection Any Needed Repairs Emergency Service	Visual Inspection Any needed Repairs Emergency Service	Washout Inspection Any Needed Repairs Emergency Service	Visual Inspection Any needed Repairs Emergency Service
	\$ 33,552 \$	\$ 33,552 \$	\$ 33,552 \$	\$ 33,552 \$	\$ 33,552 \$	\$ 19,272 \$	\$ 19,272 \$	\$ 19,272 \$	\$ 21,006 \$	\$ 21,006 \$
200,000 Elevated - Public Works Office	Visual Inspection Any needed Repairs Emergency Service	Washout Inspection Any Needed Repairs Emergency Service	Visual Inspection Any needed Repairs Emergency Service	Washout Inspection Any Needed Repairs Emergency Service	Visual Inspection Any needed Repairs Emergency Service	Washout Inspection Any Needed Repairs Emergency Service	Exterior Renovation & Visual Inspection	Washout Inspection Any Needed Repairs Emergency Service	Visual Inspection Any needed Repairs Emergency Service	Interior Renovation
	\$ 11,028 \$	\$ 11,028 \$	\$ 11,028 \$	\$ 12,021 \$	\$ 12,021 \$	\$ 12,021 \$	\$ 13,102 \$	\$ 13,102 \$	\$ 13,102 \$	\$ 14,282 \$
Grand Total	\$ 44,580 \$	\$ 44,580 \$	\$ 44,580 \$	\$ 45,573 \$	\$ 45,573 \$	\$ 31,292 \$	\$ 32,374 \$	\$ 32,374 \$	\$ 34,109 \$	\$ 35,288 \$



TANK MP


Comprehensive and sustainable maintenance program (MP) for water storage tanks

Extends service life and optimizes structural and sanitary condition of your storage tank so you can provide high quality water to your customers, always



Our tank maintenance program delivers peace of mind by keeping your asset compliant with all safety and sanitary regulations on an ongoing basis for a flat annual fee*

*flat annual fee over the life of the contract after the initial rehabilitation



THE ADVANTAGES FOR YOU

- MAINTAINS** asset reliability
- KEEPS** safety/sanitary regulatory compliance
- PROVIDES** cost certainty
- EXTENDS** asset life
- TRANSFERS** 100% maintenance risk to SUEZ

Tank MP is an innovative and sustainable alternative to the traditional 'run-to-failure' approach.

EXTENDS THE LIFE OF YOUR ASSET

Our holistic maintenance program addresses all the needs of your water storage tank (safety, structure, sanitary, security and coatings) so no potential issue is overlooked. Annual visual inspections, regular cleanings/disinfections and timely repairs extend the life of your asset and eliminate the need for emergency repair funds. Our sustainable maintenance approach supports GASB 34¹ compliance.

Lifetime warranty while asset is on Full Service Tank MP

KEEPS YOUR WATER STORAGE SAFE & CLEAN

Visually inspecting the internal/external structure of the tank allows to pinpoint and address any potential issues in a timely way, preserving the value of your large capital investment. All repairs and improvements are OSHA² compliant. Heavy structural repairs are performed under the supervision of our in-house engineering department or partner engineering firms.

Periodically draining, cleaning and recoating the inside of the tank eliminates mineral buildup and biofilm growth and helps maintain a high level of water quality. All our protective coatings are compliant with AWWA³ and SSPC⁴ specifications; zero VOC coatings where required by state or local regulations. Washouts and recoats are performed by our team of experts in compliance with all applicable safety regulations including lead abatement and containment.

Our Tank MP includes:


- Annual tank inspection with detailed reports - safety, sanitation, structures, security and coatings
- Evaluation and planning for short and long-term maintenance needs
- Periodic interior chemical cleanings and disinfections
- Preventative maintenance after rehabilitation
- All interior and exterior renovations
- Artwork and logo design and application
- No change orders
- Emergency service

All-inclusive, flat annual fee

SUPPORTS WORRY-FREE OPERATIONS

Our preventative maintenance program eliminates large lump sum expenditures for crisis management. It also makes budgeting easier as initial repair costs can be spread out over a number of years and all future repaint costs are included. Emergency services are provided usually within 48 hours. Dealing with one single trusted partner instead of multiple companies helps streamline processes and prevents unnecessary work change orders.

100% risk transfer. Single-source accountability.



Learn More
Tel: 855-526-4413 | www.utilityservice.com

Utility Service Co., Inc.
1230 Peachtree Street, NE
Suite 1100 | Promenade Building
Atlanta, GA 30309



City of Leesburg, GA-FULL Tank Maintenance Program Budgetary Pricing

	2020	2021	2022	2023	2024	2025	2026	2027	2028	2029	2030	2031	2032	2033	2034
	Year 1	Year 2	Year 3	Year 4	Year 5	Year 6	Year 7	Year 8	Year 9	Year 10	Year 11	Year 12	Year 13	Year 14	Year 15
500K Gallon Pedisphere "High School Tank"	Interior Renovation & Emergency Services	Visual Inspection & Emergency Services	Washout Inspection & Emergency Services	Visual Inspection & Emergency Services	Exterior Renovation, Washout & Inspection & Emergency Services	Visual Inspection & Emergency Services	Washout Inspection & Emergency Services	Visual Inspection & Emergency Services	Washout Inspection & Emergency Services	Visual Inspection & Emergency Services	Washout Inspection & Emergency Services	Visual Inspection & Emergency Services	Interior Renovation & Emergency Services	Visual Inspection & Emergency Services	Exterior Renovation, Washout & Inspection & Emergency Services
Total	\$ 34,000	\$ 34,000	\$ 34,000	\$ 34,000	\$ 34,000	\$ 17,000	\$ 17,000	\$ 17,000	\$ 19,000	\$ 19,000	\$ 19,000	\$ 21,000	\$ 21,000	\$ 21,000	\$ 22,000

	2020	2021	2022	2023	2024	2025	2026	2027	2028	2029	2030	2031	2032	2033	2034
	Year 1	Year 2	Year 3	Year 4	Year 5	Year 6	Year 7	Year 8	Year 9	Year 10	Year 11	Year 12	Year 13	Year 14	Year 15
200K Elevated "Downtown Tank"	Washout Inspection & Emergency Services	Visual Inspection & Emergency Services	Washout Inspection & Emergency Services	Visual Inspection & Emergency Services	Washout Inspection & Emergency Services	Visual Inspection & Emergency Services	Washout Inspection & Emergency Services	Visual Inspection & Emergency Services	Exterior Renovation, Washout & Inspection & Emergency Services	Visual Inspection & Emergency Services	Interior Renovation & Emergency Services	Visual Inspection & Emergency Services	Washout Inspection & Emergency Services	Visual Inspection & Emergency Services	Washout Inspection & Emergency Services
Total	\$ 10,000	\$ 10,000	\$ 10,000	\$ 12,000	\$ 12,000	\$ 12,000	\$ 14,000	\$ 14,000	\$ 14,000	\$ 16,000	\$ 16,000	\$ 16,000	\$ 18,000	\$ 18,000	\$ 18,000

BENEFITS OF FULL MAINTENANCE PROGRAM:

1. FULL maintenance risk transfer
2. Future renovations included
3. Ongoing coatings warranty
4. Predictable budget
5. Spread cost of renovation work
6. Emergency Service

**SECTION 1.3
PROPOSAL BID FORM**

PEACH AVENUE AND 2nd STREET
FY 2020 LMIG RESURFACING PROJECT FOR CITY OF LEESGURG, GEORGIA

Date: _____ Submitted by: _____

Contractor: _____

Title: _____

Address: _____

City of Leesburg, Georgia
107 Walnut Avenue North
Leesburg, GA 31763

Work performed will include resurfacing with the specified surface or constructed with the appropriate surface treatment as noted. Asphalt resurfacing of existing roadway section shall consist of 1.5" 12 mm Type E Asphalt and tack coat, also to include all required Leveling, Striping, Crack Sealant and miscellaneous work required. Surface treatment roads shall be constructed as per City specifications. All work completed shall be per GDOT specifications and City of Leesburg standards.

A pre-bid meeting will be held at 10:00 on February 11th in the City Hall meeting room located at 107 Walnut Avenue North, Leesburg, GA 31763. Sealed bids should be delivered to the County Manager, Bob Alexander at 107 Walnut Avenue North, Leesburg GA 31763. Two (2) copies of the bids should be delivered by no later than 10 a.m. on February 25th, 2020 at which time the bids will be opened and read aloud.

PEACH AVE. ROAD RESURFACING					
NO.	ITEM DESCRIPTION	QTY	UNIT	UNIT PRICE	TOTAL
1	TRAFFIC CONTROL, per MUTCD	1	LS		\$ -
2	MOBILIZATION/DEMOBILIZATION	1	LS		\$ -
3	1/2" ASPHALT CONCRETE LEVELING COURSE (55 LBS/SY)	159.7	TON		\$ -
4	BITUMINOUS TACK COAT (0.15 GAL/SY)	871.2	GAL		\$ -
5	1.5" Recycled Asphalt Concrete 12.5 MM Superpave, Group 2 (165 lbs per sq. yd.)	479.2	TON		\$ -
6	PAINTED SOLID TRAFFIC STRIPE, 5" WHITE (HIGH-BUILD)	1	LM		\$ -
7	PAINTED SOLID TRAFFIC STRIPE, 5" YELLOW (HIGH BUILD)	1	LM		\$ -
8	PAINTED SOLID TRAFFIC STRIPE, 24" WHITE, STOP BAR, (HIGH BUILD)	1	EACH		\$ -
9	SHOULDER BACKFILL	1	LS		\$ -
PEACH AVE. TOTAL:					\$ -

2nd STREET RESURFACING					
NO.	ITEM DESCRIPTION	QTY	UNIT	UNIT PRICE	TOTAL
1	TRAFFIC CONTROL, per MUTCD	1	LS		\$ -
2	MOBILIZATION/DEMOBILIZATION	1	LS		\$ -
3	1/2" ASPHALT CONCRETE LEVELING COURSE (55 LBS/SY)	25.7	TON		
4	BITUMINOUS TACK COAT (0.15 GAL/SY)	140.4	GAL		\$ -
5	1.5" Recycled Asphalt Concrete 12.5 MM Superpave, Group 2 (165 lbs per sq. yd.)	77.2	TON		
6	PAINTED SOLID TRAFFIC STRIPE, 5" WHITE (HIGH-BUILD)	0.18	LM		\$ -
7	PAINTED SOLID TRAFFIC STRIPE, 5" YELLOW (HIGH BUILD)	0.18	LM		\$ -
8	PAINTED SOLID TRAFFIC STRIPE, 24" WHITE, STOP BAR, (HIGH BUILD)	1	EACH		\$ -
9	SHOULDER BACKFILL	1	LS		\$ -
2nd STREET TOTAL:					\$ -

COMBINED TOTAL \$ -

10% CONTINGENCY (COMBINED) \$ -

TOTAL PROJECT COST \$ -

**Road List - City of Leesburg, Georgia
LMIG Application 2020**

Road Name	Beginning	Ending	Length (Miles)	Work Description	Road Width (ft)
Peach Ave.	Blue Springs Dr.	Robert B Lee Drive	0.5	Resurfacing	20
2 nd Street	Starksville Ave.	Academy S Street	0.1	Resurfacing	18.5
Totals			0.60		

Bob Alexander

From: Matthew Inman <Matthew_Inman@emc-eng.com>
Sent: Friday, February 28, 2020 9:05 AM
To: Bob Alexander
Cc: Brian Braun; Bruce E. Douthit; Christopher J. Pease
Subject: LMIG 2020 bid tabulation and recommendation letter
Attachments: Bid Recommendation Letter 2-27-20-signed.pdf; LMIG 2020 - Complete Bid Tabulation.pdf

Bob,

Attached is the bid tabulation summary and bid recommendation letter for the 2020 LMIG project. Please review and let me know of any changes you see that need to be made.

Thanks,

B. Matthew Inman, PE

Senior Project Manager

EMC Engineering Services, Inc.

ENVIRONMENTAL • MARINE • CIVIL • SURVEY

515 Saint Augustine Road, Suite E
Valdosta, GA 31601

PH (229) 257-0399

FX (229) 439-7979

CELL (229) 251-2516

WEBSITE: www.emc-eng.com



NOTICE: This message may contain confidential and proprietary information, and is for use by the intended recipient. If you are not the intended recipient, any use or dissemination of this message is strictly prohibited. If you have received this message in error, please notify the sender immediately by reply email.



515 St Augustine Rd
Suite E
Valdosta, GA 31602
Phone: (229) 257-0399
Fax: (229) 439-7979
www.emc-eng.com



February 27, 2020

Bob Alexander
City Manager
107 Walnut Avenue North
Leesburg, Ga 31763

RE: BID RECOMMENDATION LETTER 2020 LMIG PROJECT

Dear Mr. Alexander,

We have evaluated the bid received on February 25th, 2020 for the construction of the 2020 LMIG Resurfacing project which included asphalt resurfacing, tack coat, paving, striping and other miscellaneous items. The low bid was received as below.

Oxford Construction Company

\$109,028.70

Our evaluation of the experience, reputation, and financial condition of **Oxford Construction Company** indicates that they are capable of completing the work required. Therefore, we recommend the award of a contract for construction of the LMIG project to **Oxford Construction Company** in the amount of ***\$109,028.70***

Sincerely,

EMC ENGINEERING SERVICES, INC.

A handwritten signature in blue ink, appearing to read 'Matthew Inman', written over a light blue horizontal line.

Matthew Inman, PE
Valdosta Branch Manager

Attachments: Complete Bid Tabulation



Civil
Marine
Environmental

EMC Engineering Services, Inc.
515 SAINT AUGUSTINE ROAD, Suite E
VALDOSTA, Georgia 31601
(229) 257-0399

BID QUANTITIES
PEACH AVE. AND 2nd STREET LMIG RESURFACING

EMC PROJECT NO.: 20-6000
LEESBURG, GEORGIA
prepared for:
CITY OF LEESBURG

PEACH AVE. ROAD RESURFACING				HTS		REEVES		OXFORD	
NO.	ITEM DESCRIPTION	QTY	UNIT	UNIT PRICE	TOTAL	UNIT PRICE	TOTAL	UNIT PRICE	TOTAL
1	TRAFFIC CONTROL, per MUTCD	1	LS	\$ 25,135.07	\$ 25,135.07	\$ 5,825.00	\$ 5,825.00	\$ 3,500.00	\$ 3,500.00
2	MOBILIZATION/DEMOBILIZATION	1	LS	\$ 2,500.00	\$ 2,500.00	\$ 3,500.00	\$ 3,500.00	\$ 2,500.00	\$ 2,500.00
3	1/2" ASPHALT CONCRETE LEVELING COURSE (55 LBS/SY)	159.7	TON	\$ 125.00	\$ 19,962.50	\$ 101.00	\$ 16,129.70	\$ 98.50	\$ 15,730.45
4	BITUMINOUS TACK COAT (0.15 GAL/SY)	871.2	GAL	\$ 6.00	\$ 5,227.20	\$ 2.80	\$ 2,439.36	\$ 4.50	\$ 3,920.40
5	1.5" Recycled Asphalt Concrete 12.5 MM Superpave, Group 2 (165 lbs per sq. yd.)	479.2	TON	\$ 108.00	\$ 51,753.60	\$ 100.50	\$ 48,159.60	\$ 96.25	\$ 46,123.00
6	PAINTED SOLID TRAFFIC STRIPE, 5" WHITE (HIGH-BUILD)	1	LM	\$ 3,500.00	\$ 3,500.00	\$ 1,550.00	\$ 1,550.00	\$ 1,540.00	\$ 1,540.00
7	PAINTED SOLID TRAFFIC STRIPE, 5" YELLOW (HIGH BUILD)	1	LM	\$ 3,500.00	\$ 3,500.00	\$ 1,550.00	\$ 1,550.00	\$ 1,540.00	\$ 1,540.00
8	PAINTED SOLID TRAFFIC STRIPE, 24" WHITE, STOP BAR, (HIGH BUILD)	1	EACH	\$ 250.00	\$ 250.00	\$ 85.00	\$ 85.00	\$ 82.50	\$ 82.50
9	SHOULDER BACKFILL	1	LS	\$ 22,560.00	\$ 22,560.00	\$ 13,635.00	\$ 13,635.00	\$ 6,500.00	\$ 6,500.00
PEACH AVE. TOTAL:				\$	134,388.37	\$	92,873.66	\$	81,436.35

2nd STREET RESURFACING				HTS		REEVES		OXFORD	
NO.	ITEM DESCRIPTION	QTY	UNIT	UNIT PRICE	TOTAL	UNIT PRICE	TOTAL	UNIT PRICE	TOTAL
1	TRAFFIC CONTROL, per MUTCD	1	LS	\$ 8,852.02	\$ 8,852.02	\$ 4,700.00	\$ 4,700.00	\$ 2,700.00	\$ 2,700.00
2	MOBILIZATION/DEMOBILIZATION	1	LS	\$ 2,500.00	\$ 2,500.00	\$ 3,500.00	\$ 3,500.00	\$ 2,500.00	\$ 2,500.00
3	1/2" ASPHALT CONCRETE LEVELING COURSE (55 LBS/SY)	25.7	TON	\$ 225.00	\$ 5,782.50	\$ 158.00	\$ 4,060.60	\$ 98.50	\$ 2,531.45
4	BITUMINOUS TACK COAT (0.15 GAL/SY)	140.4	GAL	\$ 6.00	\$ 842.40	\$ 2.80	\$ 393.12	\$ 4.50	\$ 631.80
5	1.5" Recycled Asphalt Concrete 12.5 MM Superpave, Group 2 (165 lbs per sq. yd.)	77.2	TON	\$ 155.00	\$ 11,966.00	\$ 140.00	\$ 10,808.00	\$ 96.25	\$ 7,430.50
6	PAINTED SOLID TRAFFIC STRIPE, 5" WHITE (HIGH-BUILD)	0.18	LM	\$ 3,500.00	\$ 630.00	\$ 1,550.00	\$ 279.00	\$ 1,540.00	\$ 277.20
7	PAINTED SOLID TRAFFIC STRIPE, 5" YELLOW (HIGH BUILD)	0.18	LM	\$ 3,500.00	\$ 630.00	\$ 1,550.00	\$ 279.00	\$ 1,540.00	\$ 277.20
8	PAINTED SOLID TRAFFIC STRIPE, 24" WHITE, STOP BAR, (HIGH BUILD)	1	EACH	\$ 250.00	\$ 250.00	\$ 85.00	\$ 85.00	\$ 82.50	\$ 82.50
9	SHOULDER BACKFILL	1	LS	\$ 12,000.00	\$ 12,000.00	\$ 3,300.00	\$ 3,300.00	\$ 1,250.00	\$ 1,250.00
2nd STREET TOTAL:				\$	43,452.92	\$	27,404.72	\$	17,680.65

COMBINED TOTAL \$ **177,841.29** \$ **120,278.38** \$ **99,117.00**

10% CONTINGENCY (COMBINED) \$ **17,784.13** \$ **12,027.84** \$ **9,911.70**

TOTAL PROJECT COST \$ **195,625.42** \$ **132,306.22** \$ **109,028.70**

City of Leesburg ~ General Fund

FY 2020 Budget to Actual Report by line item

General Fund Revenue		FY 2018 Audited Actual Revenues & Expenditures	FY 2019 Audited Actual Revenues & Expenditures	FY 2020 Approved Budget	FY 2020 Unaudited Actual Revenues & Expenditures 01/31/2020	Remaining FY 2020 Budget	Percentage of FY 2020 Actuals to Budget Used
100 031 31100 31110	REAL PROPERTY-CURRENT YEA	316,502	316,147	338,200	330,724	7,476	98%
100 031 31100 31110	PROPERTY TAX LATE FEES	-	-	-	-	-	
100 031 31100 31120	REAL PROPERTY-PRIOR YEAR	263	10,900	-	-	-	
100 031 31100 31130	PERSONAL PROPERTY-CURRENT	26,642	27,990	22,806	24,674	(1,868)	108%
100 031 31100 31130	MOTOR VEHICLE	8,498	7,716	5,900	2,630	3,270	45%
100 031 31100 31130	TAVT-LOST/SPLOST AND TRUE UP	103,490	130,198	124,000	41,876	82,124	34%
100 031 31100 31130	MOBILE HOME	1,266	1,328	1,000	137	863	14%
100 031 31100 31130	INTANGIBLES (REG/RECORD)	6,475	3,623	5,240	2,957	2,283	56%
100 031 31100 31140	PERSONAL PROPERTY-PRIOR YR	1,451	642	-	-	-	
100 031 31100 31160	REAL ESTATE TRANS-intangible	2,483	3,186	2,000	1,101	899	55%
100 031 31100 31170	FRANCHISE TAXES-SEMC	15,540	16,720	15,900	-	15,900	0%
100 031 31100 31170	ELECTRIC	115,078	122,712	122,040	-	122,040	0%
100 031 31100 31170	CABLE	27,649	27,429	26,000	13,568	12,432	52%
100 031 31100 31170	TELEPHONE	2,379	2,247	2,300	1,742	558	76%
100 031 31300 31300	LOCAL OPTION SALES TAX	458,439	437,674	460,000	242,013	217,987	53%
100 031 31400 31400	BEER SS & USE	60,771	59,027	57,900	33,818	24,082	58%
100 031 31400 31400	WINE SS & USE	1,750	1,902	2,000	879	1,121	44%
100 031 31600 31600	BUSINESS AND OCCUPATION T	27,678	27,693	25,150	15,295	9,855	61%
100 031 31600 31620	INSURANCE PREMIUM TAX	192,471	207,571	200,000	220,486	(20,486)	110%
100 031 31600 31630	FINANCIAL INSTITUTIONS TA	10,331	10,689	11,000	-	11,000	0%
100 031 31900 31900	PENALTY-GENERAL PROPERTY	859	1,514	1,500	2,024	(524)	135%
100 031 31900 31950	FIFA	-	-	-	-	-	
100 031 31900 31990	OTHER-DELIQUENT TAX SERVI	-	-	-	-	-	
100 032 32100 32100	BEER	3,713	3,300	3,100	2,063	1,038	67%
100 032 32100 32100	WINE	3,713	3,300	3,100	1,650	1,450	53%
100 032 32100 32120	INSURANCE	80	-	-	-	-	
100 032 32400 32400	BUSINESS LICENSE PENALTY	200	100	150	400	(250)	267%
100 033 33100 33115	GEMA PROCEEDS	34,663	150,303	-	-	-	
100 033 33400 33410	STATE GOVERNMENT GRANTS	18,311	4,000	-	-	-	
100 033 33600 33600	LEE COUNTY BOARD OF ED (P	79,506	157,825	176,079	-	176,079	0%

City of Leesburg ~ General Fund

FY 2020 Budget to Actual Report by line item

		FY 2018		FY 2019		FY 2020		Percentage of FY 2020 Actuals to Budget Used		
		Audited Actual Revenues & Expenditures	Audited Actual Revenues & Expenditures	FY 2020 Approved Budget	Unaudited Actual Revenues & Expenditures 01/31/2020	Remaining FY 2020 Budget				
100 033	33800	33800	338000	HOUSING AUTHORITY P-I-L-O	1,970	1,966	2,000	2,000	0%	
100 034	34100	34100	341910	ELECTION QUALIFYING FEES	270	54	-	486		
100 034	34200	34200	342911	ACCIDENT REPORT-INDIVIDUA	703	588	1,128	849	25%	
100 034	34400	34410	344110	REFUSE COLLECTION CHARGES	498,339	505,594	565,000	249,097	56%	
100 034	34900	34900	349300	BAD CHECK FEE	70	35	-			
100 035	35100	35110	351170	MUNICIPAL	207,373	231,173	225,000	29,201	87%	
100 036	36100	36100	361000	INTEREST	1,703	1,569	1,500	935	38%	
100 037	37100	37100	371000	DONATIONS	2,955	8,385	-	27	(27)	
100 037	37100	37100	371310	TOYS FOR FOSTER CHILDREN	845	2,850	-	1,479		
100 037	37100	37100	371311	EXPLORER PROGRAM DONATION	2,719	739	-	380		
100 038	38100	38100	381000	RENTS AND ROYALTIES	-	-	5,000	5,000	0%	
100 038	38300	38300	383000	REIMBURSE FOR DAMAGED PRO	470	53,738	-	4,200		
100 038	38300	38300	383010	INSURANCE PROCEEDS	-	-	-			
100 038	38900	38900	389000	OTHER MISCELLANEOUS INCOME	167	2,319	-	727		
100 038	38900	38900	389003	CARRYOVER OF FUND BALANCE	-	-	-			
100 038	38900	38900	389005	CASH OVER/SHORT	(9)	(5)	-	(36)		
100 039	39100	39100	391100	FUND BEGINNING BALANCE	-	-	100,000	100,000	0%	
100 039	39100	39100	391105	PD TOYS FOR FOSTER KIDS	-	-	-			
100 039	39100	39100	391106	PD EXPLORER PROGRAM	-	-	-			
100 039	39100	39100	391200	TRANSFER IN-OTHER FUNDS	200,000	300,000	50,000	29,167	20,833	
100 039	39100	39100	391201	Revenue from Indirect charges	60,439	60,519	69,360	40,460	28,900	
100 039	39200	39200	392100	SALE OF ASSETS	5,434	-	-			
100 061	61100	61100	612000	TRANSFER OUT-OTHER FUNDS	(1,000)	-	-	(100)		
Total General Fund Revenue					2,502,644	2,905,259	2,624,354	1,527,374	1,096,980	58%

General Fund Expenditures

Council / Legislative **** Department is cost shared w/ Water & Sewer****

100 100	01100	00051	511010	MAYOR SALARY	3,600	3,600	3,600	3,600	-	100%
100 100	01100	00051	511020	COUNCIL SALARY	11,700	11,700	11,700	11,025	675	94%
100 100	01100	00052	523710	TRAINING - Mayor	-	-	1,138	-	1,138	0%
100 100	01100	00052	523510	TRAVEL-MAYOR	94	65	2,003	2,003	2,003	0%

City of Leesburg ~ General Fund

FY 2020 Budget to Actual Report by line item

		FY 2018		FY 2019		FY 2020		FY 2020		Percentage of	
		Audited Actual		Audited Actual		Approved		Unaudited		FY 2020	
		Revenues & Expenditures		Revenues & Expenditures		Budget		Actual		Actuals to	
		Expenditures		Expenditures		Budget		Revenues & Expenditures		Budget Used	
		655		1,653		2,275		785		35%	
100	100	01100	00052	523711	TRAINING-POST 1-POWELL						
100	100	01100	00052	523511	TRAVEL-POST 1-POWELL	4,976	4,005	765	3,240		19%
100	100	01100	00052	523712	TRAINING-POST 2-RENFROE	860	2,275		2,275		0%
100	100	01100	00052	523512	TRAVEL-POST 2-RENFROE	2,501	4,005		4,005		0%
100	100	01100	00052	523713	TRAINING-POST 3-BUSH	370	2,275	625	1,650		27%
100	100	01100	00052	523513	TRAVEL-POST 3-BUSH	718	4,005	599	3,406		15%
100	100	01100	00052	523714	TRAINING-POST 4-WILSON	-	2,275		2,275		0%
100	100	01100	00052	523514	TRAVEL-POST 4-WILSON	-	4,005		4,005		0%
100	100	01100	00052	523715	TRAINING-POST 5-SHERMAN	1,230	2,275	981	1,294		43%
100	100	01100	00052	523515	TRAVEL-POST 5-SHERMAN	2,230	4,005	193	3,812		5%
100	100	01100	00052	523716	TRAINING-POST 6-BREEDEN	860	2,275	625	1,650		27%
100	100	01100	00052	523516	TRAVEL-POST 6-BREEDEN	3,471	4,005	327	3,678		8%
100	100	01100	00053	531730	ELECTION EXPENSE- SUPPLIE	-	-		-		
100	100	01100	00053	531760	MAYOR/COUNCIL SUPPLIES	2,696	3,300	2,886	414		87%
100	100	01100	00052	521200	ATTORNEY & LEGAL FEES	30,693	26,100	18,025	8,075		69%
		Subtotal Council/Legislative		76,613		85,521		40,436		45,085	
Administration											
100	100	01500	00051	511100	REGULAR EMPLOYEES	116,557	125,589	72,928	52,661		58%
100	100	01500	00051	511101	REGULAR EMPLOYEES VAC SELL BACK	1,387	4,830	931	3,899		19%
100	100	01500	00051	511105	PART TIME EMPLOYEES	1,529	3,245	2,247	998		69%
100	100	01500	00051	511199	LONGEVITY	2,015	2,415	2,415	(0)		100%
100	100	01500	00051	511300	OVERTIME	6,270	7,234	2,852	4,382		39%
100	100	01500	00051	512100	EMPLOYEE GROUP INSURANCE	284	13,215	341	12,874		3%
100	100	01500	00051	512200	FICA	10,158	11,422	6,390	5,032		56%
100	100	01500	00051	512400	RETIREMENT - Pension	8,050	9,122	4,561	4,561		50%
100	100	01500	00051	512415	457b ER Matching	2,778	2,901	2,676	225		92%
100	100	01500	00051	512700	WORKERS' COMPENSATION	318	602	561	41		93%
100	100	01500	00051	512910	VEHICLE ALLOWANCE	6,050	6,000	3,000	3,000		50%
		Total Personnel Costs - Administration		155,395		186,576		98,903		87,673	
				161,102		186,576		98,903		87,673	
										53%	

City of Leesburg ~ General Fund

FY 2020 Budget to Actual Report by line item

		FY 2018		FY 2019		FY 2020		FY 2020		Percentage of	
		Audited Actual		Audited Actual		Approved		Unaudited Actual		FY 2020	
		Revenues & Expenditures		Revenues & Expenditures		Budget		Revenues & Expenditures 01/31/2020		Actuals to Budget Used	
100	100	01500	00052	521100	OFFICIAL/ADMINISTRATIVE	13,858	23,617	23,200	7,815	15,385	34%
100	100	01500	00053	531710	PRINTING/ TAX BILLS	-	-	-	-	-	
100	100	01500	00052	521132	DELIQUENT TAX SERVICE ADD	-	-	-	-	-	
100	100	01500	00052	521200	ATTORNEY & LEGAL FEES	2,697	1,881	5,000	297	4,704	6%
100	100	01500	00052	521201	COMPUTER SUPPORT FEES	16,477	17,723	20,000	22,544	(2,544)	113%
100	100	01500	00052	521220	ENGINEERING FEES	21,816	1,710	5,000	169	4,831	3%
100	100	01500	00052	521225	BAD DEBT EXPENSE	-	-	-	-	-	
100	100	01500	00052	521230	AUDITOR FEES	7,790	6,929	8,024	5,330	2,694	66%
100	100	01500	00052	522210	EQUIPMENT REPAIR & MAINT	466	-	500	47	453	9%
100	100	01500	00052	522220	BUILDING REPAIR & MAINT	9,330	27,986	6,000	2,136	3,864	36%
100	100	01500	00052	522300	RENTS AND LEASES	1,572	3,342	3,000	347	2,654	12%
100	100	01500	00052	523100	INSURANCE, OTHER THAN EMP	11,905	12,507	13,879	7,551	6,328	54%
100	100	01500	00052	523200	COMMUNICATIONS	2,726	3,759	3,450	1,669	1,781	48%
100	100	01500	00052	523210	POSTAGE	1,137	2,089	1,050	984	66	94%
100	100	01500	00052	523300	ADVERTISING	1,334	1,082	2,000	957	1,043	48%
100	100	01500	00052	523505	TRAVEL-EMPLOYEE	9,245	8,277	6,500	6,216	284	96%
100	100	01500	00052	523600	DUES AND FEES	11,386	12,768	8,500	6,838	1,662	80%
100	100	01500	00052	523610	SOUTHWEST GA RDC DUES	3,307	3,304	3,310	2,500	810	76%
100	100	01500	00052	523700	EDUCATION AND TRAINING	1,255	3,218	6,000	2,325	3,675	39%
Total Purchased / Contracted Services						116,301	130,191	115,413	67,723	47,690	59%
100	100	01500	00053	531230	ELECTRICITY	4,644	4,859	5,500	3,320	2,180	60%
100	100	01500	00053	531270	GAS & OIL	332	238	400	102	298	26%
100	100	01500	00053	531300	FOOD / EMPLOYEE APPRECIATION	2,877	2,413	2,500	1,997	503	80%
100	100	01500	00053	531600	SMALL EQUIPMENT	73	125	1,000	1,000	1,000	0%
100	100	01500	00053	531700	OFFICE SUPPLIES	7,480	8,631	6,000	4,388	1,612	73%
100	100	01500	00053	531720	CLEANING/ PAPER SUPPLIES	1,083	1,726	1,600	647	953	40%
Total Supplies - Administration						16,488	17,992	17,000	10,454	6,546	61%
100	100	01500	00054	541001	RECREATION PROPERTY	-	28,778	-	-	-	
100	100	01500	00054	542000	MACHINERY & EQUIPMENT	-	-	-	-	-	
100	100	01500	00054	542400	CAPITAL OUTLAY-COMPUTERS	-	-	-	-	-	
100	100	01500	00054	542500	CAPITAL OUTLAY-OTHER EQUI	-	-	-	-	-	

City of Leesburg ~ General Fund

FY 2020 Budget to Actual Report by line item

	FY 2018 Audited Actual Revenues & Expenditures	FY 2019 Audited Actual Revenues & Expenditures	FY 2020 Approved Budget	FY 2020 Unaudited Actual Revenues & Expenditures 01/31/2020	Remaining FY 2020 Budget	Percentage of FY 2020 Actuals to Budget Used
Total Capital Outlay - Administration	-	28,778	-	-	-	-

City of Leesburg ~ General Fund

FY 2020 Budget to Actual Report by line item

	FY 2018		FY 2019		FY 2020		FY 2020		Percentage of FY 2020 Actuals to Budget Used
	Audited Actual Revenues & Expenditures	Audited Actual Revenues & Expenditures	Audited Actual Revenues & Expenditures	Approved Budget	Unaudited Actual Revenues & Expenditures 01/31/2020	Remaining FY 2020 Budget			
100 100 01500 00057 572000 SENIOR CENTER	10,138	6,894	4,400	3,385	1,015	77%			
100 100 01500 00057 572020 CHAMBER OF COMMERCE	2,400	3,200	4,500	2,404	2,097	53%			
100 100 01500 00057 572030 LIBRARY CONTRIBUTION	15,500	15,500	15,500	11,625	3,875	75%			
Total Other - Administration	28,038	25,594	24,400	17,414	6,987	71%			
Subtotal Administration	316,222	363,656	343,389	194,494	148,895	57%			
Municipal Court									
100 150 01550 00051 511260 SALARY Municipal Court Judge	5,028	5,141	5,373	2,687	2,687	50%			
100 150 01550 00051 512200 FICA	385	393	411	206	206	50%			
Total Personnel Municipal Court	5,412	5,534	5,784	2,892	2,892	50%			
100 150 01550 00052 521200 ATTORNEY & LEGAL FEES	-	-	-	-	-				
100 150 01550 00052 521201 COMPUTER SUPPORT FEES	1,180	4,920	4,800	3,980	820	83%			
100 150 01550 00052 521210 MUNICIPAL COURT EXPENSES	438	401	380	253	127	66%			
100 150 01550 00052 521215 CITY SOLICITOR	17,815	20,440	15,000	10,278	4,722	69%			
100 150 01550 00052 521216 INDIGENT DEFENSE	5,500	6,000	6,000	3,500	2,500	58%			
100 150 01550 00052 523505 TRAVEL-EMPLOYEE	1,068	870	1,000	1,629	(629)	163%			
100 150 01550 00052 523700 Training - Employee	1,225	651	1,000	325	675	33%			
100 150 01550 00052 523550 FINE ADD-ON FEES	57,532	56,740	58,500	45,655	12,845	78%			
Total Purchased / Contracted Services Municipal Court	84,758	90,023	86,680	65,619	21,061	76%			
Subtotal Municipal Court	90,170	95,557	92,464	68,511	23,953	74%			
100 250 25100 00057 251110 CONTINGENCY FUND	1,881	1,000	100,000	1,000	99,000	1%			
Planning & Zoning / Code Enforcement									
100 740 07450 00051 511105 PART TIME EMPLOYEES	8,418	5,220	3,120	1,770	1,350	57%			
100 740 07450 00051 512200 FICA	636	395	239	135	103	57%			
100 740 07450 00051 512700 WORKERS' COMPENSATION	477	231	127	120	7	95%			
Total Personnel Planning & Zoning	9,531	5,847	3,486	2,026	1,460	58%			
Subtotal Planning & Zoning / Code Enforcement	9,531	5,847	3,486	2,026	1,460	58%			

City of Leesburg~ General Fund

FY 2020 Budget to Actual Report by line item

		FY 2018	FY 2019	FY 2020	FY 2020	FY 2020	Percentage of				
		Audited Actual	Audited Actual	Approved	Unaudited	Remaining	FY 2020				
		Revenues &	Revenues &	Budget	Actual	FY 2020	Actuals to				
		Expenditures	Expenditures	Budget	Revenues &	Budget	Budget Used				
					Expenditures						
					01/31/2020						
Public Safety											
100	300	03200	00051	511100	REGULAR EMPLOYEES	484,317	531,013	558,378	328,155	230,223	59%
100	300	03200	00051	511101	REGULAR EMPLOYEES VAC SELL BACK	11,974	13,282	19,919	8,888	11,031	45%
100	300	03200	00051	511105	PART TIME EMPLOYEES	30,232	24,481	39,424	26,639	12,785	68%
100	300	03200	00051	511199	LONGEVITY	8,011	8,254	9,960	9,960	(0)	100%
100	300	03200	00051	511300	OVERTIME	51,163	37,849	42,257	15,891	26,367	38%
100	300	03200	00051	512100	EMPLOYEE GROUP INSURANCE	67,378	112,561	133,786	66,214	67,572	49%
100	300	03200	00051	512200	FICA	41,588	42,957	51,250	26,996	24,254	53%
100	300	03200	00051	512400	RETIREMENT	32,347	35,029	40,629	20,317	20,313	50%
100	300	03200	00051	512415	457b/poab	3,840	2,965	3,445	1,440	2,005	42%
100	300	03200	00051	512700	WORKERS' COMPENSATION	28,633	36,078	25,651	25,069	582	98%
Total Personnel Services					Public Safety	759,483	844,468	924,700	529,568	395,132	57%
100	300	03200	00052	521200	ATTORNEY & LEGAL FEES						
100	300	03200	00052	521201	COMPUTER SUPPORT FEES	13,165	9,721	10,800	5,168	5,632	48%
100	300	03200	00052	522210	EQUIPMENT REPAIR & MAINT	4,077	324	1,000	-	1,000	0%
100	300	03200	00052	522240	TIRES AND TUBES	2,219	2,757	2,500	2,384	116	95%
100	300	03200	00052	522250	VEHICLE REPAIR	28,568	26,702	23,000	16,519	6,481	72%
100	300	03200	00052	522260	RADIO MAINTENANCE	-	4,707	1,000	105	895	11%
100	300	03200	00052	523100	INSURANCE, OTHER THAN EMP	10,750	11,322	12,379	6,877	5,502	56%
100	300	03200	00052	523200	COMMUNICATIONS	9,504	10,431	20,908	3,861	17,047	18%
100	300	03200	00052	523300	ADVERTISING	472	504	100	-	100	0%
100	300	03200	00052	523505	TRAVEL-EMPLOYEE	2,308	1,325	650	542	108	83%
100	300	03200	00052	523600	DUES AND FEES	836	888	724	462	262	64%
100	300	03200	00052	523700	EDUCATION AND TRAINING	625	1,638	900	848	52	94%
100	300	03200	00052	523900	UNIFORM CLEANING	2,120	499	800	107	693	13%
Total Purchased / Contracted Services					Public Safety	74,646	70,817	74,761	36,873	37,888	49%
100	300	03200	00053	531230	ELECTRICITY	6,187	6,485	6,500	4,166	2,334	64%
100	300	03200	00053	531270	GAS & OIL	32,834	32,850	27,100	18,191	8,909	67%
100	300	03200	00053	531600	Small Equipment	-	-	-	-	-	-
100	300	03200	00053	531700	OFFICE SUPPLIES	1,497	2,532	2,500	1,351	1,149	54%
100	300	03200	00053	531720	CLEANING/ PAPER SUPPLIES	1,109	881	1,100	641	459	58%

City of Leesburg ~ General Fund

FY 2020 Budget to Actual Report by line item

		FY 2018		FY 2019		FY 2020		Unaudited Actual		Percentage of	
		Audited Actual		Audited Actual		Approved Budget		Revenues & Expenditures 01/31/2020		FY 2020 Actuals to Budget Used	
		Revenues & Expenditures	Revenues & Expenditures	Revenues & Expenditures	Revenues & Expenditures	Budget	Budget	01/31/2020	Remaining FY 2020 Budget		
100	300	03200	00053	531780	POLICE SUPPLIES	9,145	6,304	9,197	3	100%	
100	300	03200	00053	531781	GREAT PROGRAM	-	-	-	-		
100	300	03200	00053	531782	EXPLORER PROGRAM	2,765	973	880	(880)		
100	300	03200	00053	531783	LEESBURG/LEE COUNTY FOSTE	555	2,353	3,829	(3,829)		
100	300	03200	00053	531790	UNIFORMS	10,709	1,691	8,115	(3,754)	186%	
Total Supplies - Public Safety				64,801		54,069	50,761	46,370	4,391	91%	
100	300	03200	00054	542200	CAPITAL OUTLAY-NEW VEHICL	-	-	-	-		
100	300	03200	00054	542300	CAPITAL OUTLAY-FURN/FIXTU	-	-	-	-		
100	300	03200	00054	542400	CAPITAL OUTLAY-COMPUTERS	15,840	-	-	-		
100	300	03200	00054	542500	CAPITAL OUTLAY-OTHER EQUI	6,561	-	-	-		
Total Capital Outlays - Public Safety				22,401		-	-	-	-	58%	
Subtotal Public Safety				921,331		969,354	1,050,222	612,811	437,411		
Public Works Maintenance											
100	400	04300	00052	522100	Refuge Contract	404,243	465,661	504,000	236,308	267,692	47%
100	400	04300	00052	522101	INERT TRASH REMOVAL	19,238	19,814	19,500	32,993	(13,493)	169%
Sub Total Sanitation				423,481		485,475	523,500	269,301	254,199	51%	
100	400	04600	00051	511100	REGULAR EMPLOYEES	120,002	112,218	119,411	67,493	51,919	57%
100	400	04600	00051	511101	REGULAR EMPLOYEES VAC SELL BACK	3,004	2,139	4,593	1,711	2,882	37%
100	400	04600	00051	511105	Part time	-	5,961	22,827	10,876	11,951	48%
100	400	04600	00051	511199	LONGEVITY	2,150	1,767	2,296	1,977	319	86%
100	400	04600	00051	511300	OVERTIME	12,378	21,260	13,434	9,265	4,169	69%
100	400	04600	00051	512100	EMPLOYEE GROUP INSURANCE	14,597	16,651	31,164	8,565	22,599	27%
100	400	04600	00051	512200	FICA	9,892	10,321	12,436	6,560	5,876	53%
100	400	04600	00051	512400	RETIREMENT	8,878	9,180	9,100	4,550	4,550	50%
100	400	04600	00051	512415	479b cont	948	590	965	322	643	33%
100	400	04600	00051	512700	WORKERS' COMPENSATION	11,384	14,069	8,284	7,593	690	92%
Total Personnel Services Public Works				183,232		194,157	224,510	118,912	105,598	53%	
100	400	04600	00052	521201	COMPUTER SUPPORT FEES	816	857	1,000	944	56	94%
100	400	04600	00052	521220	ENGINEERING FEES	6,557	7,342	5,000	4,246	754	85%
100	400	04600	00052	521221	NPDES STORMWATER ANNUAL R	9,825	14,504	7,200	804	6,396	11%

City of Leesburg ~ General Fund

FY 2020 Budget to Actual Report by line item

		FY 2018		FY 2019		FY 2020		FY 2020		Percentage of	
		Audited Actual		Audited Actual		Approved		Unaudited Actual		FY 2020	
		Revenues & Expenditures		Revenues & Expenditures		Budget		Revenues & Expenditures 01/31/2020		Actuals to Budget Used	
100	400	04600	00052	522210	EQUIPMENT REPAIR & MAINT	36,255	43,503	22,000	15,360	6,640	70%
100	400	04600	00052	522220	BUILDING REPAIR & MAINT	1,610	4,012	2,500	699	1,801	28%
100	400	04600	00052	522240	TIRES AND TUBES	1,063	3,046	3,000	1,489	1,511	50%
100	400	04600	00052	522250	VEHICLE REPAIR	12,532	17,459	13,800	9,544	4,256	69%
100	400	04600	00052	522271	CORRIDOR SIGNS	-	-	-	-	-	-
100	400	04600	00052	522275	CHRISTMAS DECORATIONS	707	766	2,000	1,167	833	58%
100	400	04600	00052	522310	UNIFORMS	8,153	7,058	6,000	5,786	214	96%
100	400	04600	00052	522320	EQUIPMENT RENTAL	1,559	112	1,500	483	1,017	32%
100	400	04600	00052	523100	INSURANCE, OTHER THAN EMP	10,750	11,322	12,379	6,877	5,502	56%
100	400	04600	00052	523200	COMMUNICATIONS	3,657	2,852	3,000	2,123	877	71%
100	400	04600	00052	523300	ADVERTISING	614	1,656	557	385	172	69%
100	400	04600	00052	523505	TRAVEL-EMPLOYEE	292	-	1,500	-	1,500	0%
100	400	04600	00052	523600	DUES AND FEES	416	784	800	538	262	67%
100	400	04600	00052	521200	ATTORNEY & LEGAL FEES	-	-	-	-	-	-
100	400	04600	00052	523700	EDUCATION AND TRAINING	370	375	1,500	600	900	40%
Total Purchased / Contracted Services - Public Works						95,176	115,649	83,736	51,045	32,691	61%
100	400	04600	00053	531230	ELECTRICITY	4,731	4,858	4,900	2,627	2,273	54%
100	400	04600	00053	531750	OTHER SUPPLIES	-	-	-	-	-	-
100	400	04600	00053	531270	GAS & OIL	20,647	22,270	15,000	9,563	5,437	64%
100	400	04600	00053	531280	STREET LIGHTS (POWER)	60,785	60,798	63,000	30,319	32,681	48%
100	400	04600	00053	531700	OFFICE SUPPLIES	1,911	631	1,500	927	573	62%
100	400	04600	00053	531720	CLEANING/ PAPER SUPPLIES	884	566	1,400	490	910	35%
100	400	04600	00053	531810	MAINTENANCE SUPPLIES	9,440	18,121	12,925	7,667	5,258	59%
100	400	04600	00053	531820	STREET IMPROVEMENTS	8,185	4,727	-	-	-	-
100	400	04600	00053	531830	CHEMICALS FOR R/W DITCHES	2,550	3,702	-	-	-	-
100	400	04600	00053	531840	STREET SIGNS AND MARKINGS	4,710	1,868	-	-	-	-
100	400	04600	00053	531850	MOSQUITO FOGGER REP/CHEMI	6,773	9,294	7,800	3,142	4,658	40%
Total Supplies - Public Works						120,617	126,836	106,525	54,735	51,790	51%

City of Leesburg ~ General Fund

FY 2020 Budget to Actual Report by line item

		FY 2018		FY 2019		FY 2020		FY 2020		Percentage of	
		Audited Actual		Audited Actual		Approved		Unaudited		FY 2020	
		Revenues & Expenditures		Revenues & Expenditures		Budget		Actual		Actuals to	
		Expenditures		Expenditures		Budget		Revenues & Expenditures		Budget Used	
								01/31/2020		Budget	
										FY 2020	
										Budget	
100	400	04600	00054	542200	CAPITAL OUTLAY-NEW VEHICL	-	-	-	-	-	-
100	400	04600	00054	542500	CAPITAL OUTLAY-OTHER EQUI	-	-	-	-	-	-
100	400	04600	00054	542400	CAPITAL OUTLAY-COMPUTERS	-	-	-	-	-	-
Total Capital Outlay - Public Works											
Subtotal Public Works Maintenance				822,506		922,117		938,271		493,993	
										444,278	
										53%	
Chamber of Commerce											
100	750	07520	00052	523200	COMMUNICATIONS	776	3,977	4,100	2,104	1,996	51%
100	750	07520	00052	522220	BUILDING REPAIR & MAINT	140	506	1,000	4,544	(3,544)	454%
100	750	07520	00052	521201	COMPUTER SUPPORT FEES	298	1,020	1,000	1,000	1,000	0%
100	750	07520	00052	531210	WATER, SEWER, TRASH		258	300	138	162	46%
100	750	07520	00053	531230	ELECTRICITY	1,670	2,982	3,500	1,838	1,662	53%
100	750	07520	00053	531720	CLEANING/ PAPER SUPPLIES		942	1,100	261	839	24%
Subtotal Chamber of Commerce				2,884		9,685		11,000		8,885	
										2,115	
										81%	
Total General Fund Expenses				2,231,177		2,443,827		2,624,354		1,422,155	
										1,202,199	
										54%	
General Fund Net Gain / (Loss)				271,468		461,432		0		105,219	

City of Leesburg ~ Water & Sewer Fund

FY 2020 Budget to Actual Report by line item

FY 2020
Unaudited
Actual
Revenues &
Expenditures
01/31/2020

FY 2019
Audited Actual
Revenues &
Expenditures

FY 2020
Approved
Budget

Remaining
FY 2020
Budget

Percentage
of FY 2020
Actuals to
Budget Used

WATER AND SEWER FUND REVENUE

505 033	33400	33430	334302	DIRECT CDBG 16P-X-088-	7,000	480,000	-	-	-	-
505 034	34400	34420	344210	WATER SALES	470,319	463,076	509,678	305,261	204,417	-
505 034	34400	34420	344211	WATER TAP FEES	17,400	9,500	10,890	18,350	(7,460)	60%
505 034	34400	34420	344212	RECONNECTION FEE	10,435	13,002	12,510	5,025	7,485	169%
505 034	34400	34420	344213	WATER PENALTY	26,990	25,267	27,600	15,657	11,943	40%
505 034	34400	34420	344214	WATER FUND BEGINNING BAL	200,000		230,000	-	230,000	0%
505 034	34400	34425	344255	SEWER SALES	431,477	446,757	496,426	277,209	219,217	56%
505 034	34400	34425	344256	SEWER TAP FEES	15,015	6,435	9,762	19,305	(9,543)	198%
505 034	34900	34900	349300	BAD CHECK FEE	1,494	910	1,500	590	910	39%
505 034	36100	36100	361000	INTEREST	5,705	6,376	5,800	1,533	4,267	26%
505 038	38300	38300	383010	INSURANCE PROCEEDS	7,717	8,280	-	2,000	(2,000)	
505 038	38900	38900	389000	OTHER MISCELLANEOUS INCOME	-	977	-	22	(22)	
505 038	38900	38900	389005	CASH OVER/SHORT	(30)	(68)	-	100	(100)	
505 039	39100	39100	391200	TRANSFER IN-OTHER FUNDS	-	-	-	-	-	
505 039	39380	39380	393800	CAPITAL CONTRIBUTIONS	18,400	81,400	-	-	-	
505 061	61100	61100	612000	TRANSFER OUT - OTHER FUNDS	(200,000)	(300,000)	-	-	-	
505 039	39100	39100	391201	Indirect Allocation	(60,439)	(60,519)	(69,360)	(40,460)	(28,900)	58%
Total Water and Sewer Fund Revenue					951,484	1,181,393	1,234,806	604,592	630,214	49%

WATER AND SEWER FUND EXPENSES

SEWER DEPARTMENT

505 400	04330	00051	511100	REGULAR EMPLOYEES	75,496	82,220	83,524	48,115	35,409	58%
505 400	04330	00051	511101	REGULAR EMPLOYEES VAC SELL BACK	1,097	1,145	3,032	695	2,337	23%
505 400	04330	00051	511199	LONGEVITY	1,296	1,399	1,516	1,473	43	97%
505 400	04330	00051	511300	OVERTIME	4,798	5,273	5,421	2,671	2,751	49%
505 400	04330	00051	512100	EMPLOYEE GROUP INSURANCE	3,971	4,849	12,514	2,546	9,967	20%
505 400	04330	00051	512200	FICA	6,408	6,642	7,382	4,076	3,305	55%
505 400	04330	00051	512400	RETIREMENT	5,218	5,555	5,784	2,892	2,891	50%
505 400	04330	00051	512415	457b plan cont	1,540	1,100	1,580	1,381	199	87%
505 400	04330	00051	512700	WORKERS' COMPENSATION	1,688	492	1,414	1,300	113	92%

City of Leesburg ~ Water & Sewer Fund

FY 2020 Budget to Actual Report by line item

		FY 2018		FY 2019		FY 2020		FY 2020		Percentage	
		Audited Actual		Audited Actual		Approved		Unaudited Actual		of FY 2020	
		Revenues & Expenditures		Revenues & Expenditures		Budget		Revenues & Expenditures 01/31/2020		Actuals to Budget Used	
505	400	04330	00051	512910	VEHICLE ALLOWANCE-CITY MA	3,025	2,975	3,000	1,500	1,500	50%
Total Personnel Services Sewer						104,537	111,650	125,166	66,651	58,515	53%
505	400	04330	00052	521200	ATTORNEY & LEGAL FEES	52	-	-	-	-	-
505	400	04330	00052	521201	COMPUTER SUPPORT FEES	3,944	8,080	9,000	3,852	5,148	43%
505	400	04330	00052	521220	ENGINEERING FEES	1,165	1,410	4,500	4,500	4,500	0%
505	400	04330	00052	521225	BAD DEBT EXPENSE	-	-	-	-	-	-
505	400	04330	00052	521230	AUDITOR FEES	3,990	3,549	4,110	2,730	1,380	66%
505	400	04330	00052	521250	WATER TESTING	33,106	-	-	-	-	-
505	400	04330	00052	522210	EQUIPMENT REPAIR & MAINT	20,733	37,459	16,364	2,316	14,048	14%
505	400	04330	00052	522220	Building Repair & Maint	-	-	-	-	-	-
505	400	04330	00052	522240	TIRES AND TUBES	2,501	-	-	-	-	-
505	400	04330	00052	522320	EQUIPMENT RENTAL	-	-	-	-	-	-
505	400	04330	00052	523100	INSURANCE, OTHER THAN EMP	17,469	18,399	20,116	11,175	8,941	56%
505	400	04330	00052	523200	COMMUNICATIONS	11,087	14,005	11,100	7,741	3,359	70%
505	400	04330	00052	523210	POSTAGE	1,751	-	300	-	300	0%
505	400	04330	00052	523226	WATERSHED MON CONTRACT (T	234	-	6,200	2,200	4,000	35%
505	400	04330	00052	523300	ADVERTISING	240	48	400	-	400	0%
505	400	04330	00052	523505	TRAVEL-EMPLOYEE	-	-	1,500	-	1,500	0%
505	400	04330	00052	523600	DUES AND FEES	2,664	3,488	1,000	1,009	(9)	101%
Total Contracted Services Sewer Dept						98,936	86,437	74,590	31,025	43,565	42%
505	400	04330	00053	531230	ELECTRICITY-PUMP/LIFT STATIONS	18,530	28,596	27,000	7,437	19,563	28%
505	400	04330	00053	531270	GAS & OIL	624	2,534	1,000	409	591	41%
505	400	04330	00053	531600	SMALL EQUIPMENT	-	-	-	-	-	-
505	400	04330	00053	531700	OFFICE SUPPLIES	1,536	813	1,800	251	1,549	14%
505	400	04330	00053	531900	SEWER SUPPLIES	3,323	2,535	4,000	4,295	(295)	107%
Total Supplies Sewer Dept						24,013	34,479	33,800	12,392	21,408	37%
505	400	04330	00054	542200	CAPITAL OUTLAY-NEW VEHICL	-	-	-	-	-	-
505	400	04330	00054	542500	CAPITAL OUTLAY-OTHER EQUI	3,200	-	-	-	-	-
505	400	04330	00054	542530	2014 I & I CAPITAL PROJEC	-	-	-	-	-	-
505	400	04330	00054	542531	PUBLIC WORKS W/S EXTENSIO	-	-	-	-	-	-
Total Capital Outlay Sewer Dept						3,200	-	-	-	-	-
505	400	04330	00056	561000	DEPRECIATION	288,404	263,876	100,000	58,333	41,667	58%

City of Leesburg ~ Water & Sewer Fund

FY 2020 Budget to Actual Report by line item

		FY 2018	FY 2019	FY 2020	FY 2020	Percentage	
		Audited Actual	Audited Actual	Approved	Unaudited	of FY 2020	
		Revenues &	Revenues &	Budget	Actual	Actuals to	
		Expenditures	Expenditures	Budget	Revenues &	Budget Used	
					Expenditures		
					01/31/2020		
					Remaining		
					FY 2020		
					Budget		
					41,667	58%	
Total Depreciation Sewer Dept		288,404	263,876	100,000	58,333	41,667	58%
505 400 04330 00057	579000 CONTENGIENCY	8,717	6,748	50,000	-	50,000	0%
Total Other Costs Sewer Dept		8,717	6,748	50,000	-	50,000	0%
505 400 04330 00058	581301 GEFA DWSRF 11-015	7,567	7,145	6,714	3,969	2,745	59%
505 400 04330 00058	582000 INTEREST PAID ON NOTES	-	-	-	-	-	-
Total Debt Service Sewer Dept		7,567	7,145	6,714	3,969	2,745	59%
Subtotal Sewer Department		535,374	510,334	390,270	172,370	217,900	44%
SEWAGE TREATMENT PLANT							
505 400 04335 00051	511100 REGULAR EMPLOYEES	69,007	68,910	72,407	43,979	28,428	61%
505 400 04335 00051	511101 REGULAR EMPLOYEES VAC SELL BACK	409	445	2,785		2,785	0%
505 400 04335 00051	511199 LONGEVITY	1,266	1,316	1,392	1,393	(0)	100%
505 400 04335 00051	511300 OVERTIME	8,590	11,976	10,861	6,273	4,588	58%
505 400 04335 00051	512100 EMPLOYEE GROUP INSURANCE	575	936	12,466	142	12,324	1%
505 400 04335 00051	512200 FICA	5,876	6,421	6,690	3,914	2,776	59%
505 400 04335 00051	512400 RETIREMENT- Pension	4,586	5,058	5,695	2,848	2,847	50%
505 400 04335 00051	512415 457b plan cont	336	384	384	224	160	58%
505 400 04335 00051	512700 WORKERS' COMPENSATION	7,303	294	1,262	1,771	(508)	140%
505 400 04335 00052	521150 SLUDGE DISPOSAL	11,987	10,578	14,000	4,186	9,814	30%
505 400 04335 00052	521250 WATER TESTING	-	34,918	35,000	17,737	17,263	51%
505 400 04335 00052	522250 VEHICLE REPAIR	1,500	987	1,000	1,043	(43)	104%
505 400 04335 00052	522310 UNIFORMS	395	822	1,000	280	720	28%
505 400 04335 00052	523505 TRAVEL-EMPLOYEE	926	1,867	1,183	410	773	35%
505 400 04335 00052	523700 EDUCATION & TRAINING	980	1,625	1,000	730	270	73%
505 400 04335 00053	531230 Electricity	48,845	46,195	50,473	24,897	25,576	49%
505 400 04335 00053	531701 Other Supplies	1,862	1,884	600	641	(41)	107%
505 400 04335 00053	531885 Chemicals for Plant	20,299	21,049	35,000	10,594	24,406	30%
505 400 04335 00052	522200 WWTF Repairs & Maintenance	16,146	24,939	17,000	9,395	7,605	55%
505 400 04335 00054	542200 TRUCKS AND AUTOS	-	-	-	-	-	-
505 400 04335 00054	542500 OTHER CAPITAL	-	-	-	-	-	-
Total Sewage Treatment Plant		200,886	240,606	270,198	130,458	139,740	48%

City of Leesburg ~ Water & Sewer Fund

FY 2020 Budget to Actual Report by line item

		FY 2018	FY 2019	FY 2020	FY 2020	Percentage		
		Audited Actual	Audited Actual	Approved	Unaudited	of FY 2020		
		Revenues &	Revenues &	Budget	Actual	Actuals to		
		Expenditures	Expenditures	Budget	Revenues &	Budget Used		
					Expenditures			
		200,886	240,606	270,198	01/31/2020			
					130,458	48%		
					139,740			
Subtotal Sewage Treatment Plant								
Water Department								
505 400 04400 00051	511100	REGULAR EMPLOYEES	118,499	121,628	133,470	76,655	56,815	57%
505 400 04400 00051	511101	REGULAR EMPLOYEES VAC SELL BACK	1,872	1,735	4,757	1,079	3,678	23%
505 400 04400 00051	511199	LONGEVITY	2,094	2,123	2,378	2,264	114	95%
505 400 04400 00051	511300	OVERTIME	9,716	13,027	11,144	6,313	4,831	57%
505 400 04400 00051	512100	EMPLOYEE GROUP INSURANCE	9,669	11,213	24,390	5,851	18,540	24%
505 400 04400 00051	512200	FICA	10,091	10,558	11,838	6,523	5,315	55%
505 400 04400 00051	512400	RETIREMENT	14,773	11,699	9,245	4,623	4,622	50%
505 400 04400 00051	512415	457b plan cont	1,744	1,328	1,892	1,509	383	80%
505 400 04400 00051	512700	WORKERS' COMPENSATION	6,063	1,198	3,584	3,293	290	92%
505 400 04400 00051	512910	VEHICLE ALLOWANCE	3,025	2,975	3,000	1,500	1,500	50%
Total Personal Services Water Dept			177,546	177,485	205,698	109,610	96,088	53%
505 400 04400 00052	521200	ATTORNEY & LEGAL FEES	-	-	200	-	200	0%
505 400 04400 00052	521201	COMPUTER SUPPORT FEES	3,944	7,900	9,000	3,852	5,148	43%
505 400 04400 00052	521220	ENGINEERING FEES	3,718	1,800	4,000	1,560	2,440	39%
505 400 04400 00052	521230	AUDITOR FEES	7,220	6,422	7,436	4,940	2,496	66%
505 400 04400 00052	521250	WATER TESTING	5,159	1,954	3,500	630	2,870	18%
505 400 04400 00052	522210	EQUIPMENT REPAIR & MAINT	417	16,929	1,500	2,669	(1,169)	178%
505 400 04400 00052	522220	BUILDING REPAIR & MAINT	-	2,800	-	2,500	(2,500)	
505 400 04400 00052	522240	TIRES AND TUBES	-	-	-	-	-	
505 400 04400 00052	522250	VEHICLE REPAIR	75	802	500	-	500	
505 400 04400 00052	522310	UNIFORMS	-	-	-	-	-	
505 400 04400 00052	522320	EQUIPMENT RENTAL	-	-	-	-	-	
505 400 04400 00052	523100	INSURANCE, OTHER THAN EMP	17,469	18,399	20,116	11,175	8,941	56%
505 400 04400 00052	523200	COMMUNICATIONS	8,879	9,376	9,600	5,533	4,067	58%
505 400 04400 00052	523210	POSTAGE	1,982	102	500	31	469	6%
505 400 04400 00052	523300	ADVERTISING	680	516	600	600	600	0%
505 400 04400 00052	523505	TRAVEL-EMPLOYEE	557	3,134	3,000	754	2,246	25%
505 400 04400 00052	523600	DUES AND FEES	2,660	3,427	1,000	1,001	(1)	100%

City of Leesburg ~ Water & Sewer Fund

FY 2020 Budget to Actual Report by line item

		FY 2018	FY 2019	FY 2020	FY 2020	FY 2020	Percentage
		Audited Actual	Audited Actual	Approved	Unaudited	Remaining	of FY 2020
		Revenues &	Revenues &	Budget	Actual	FY 2020	Actuals to
		Expenditures	Expenditures	Budget	Revenues &	Budget	Budget Used
					Expenditures		
					01/31/2020		
Total Contracted Services Water Dept		52,760	73,561	60,952	34,646	26,306	57%
505 400 04400 00053	531230 ELECTRICITY-WELLS	18,813	19,351	20,250	13,216	7,034	65%
505 400 04400 00053	531270 GAS & OIL	448	-	600	-	600	0%
505 400 04400 00053	531600 SMALL EQUIPMENT	-	-	-	-	-	-
505 400 04400 00053	531700 OFFICE SUPPLIES	1,296	777	1,500	251	1,249	17%
505 400 04400 00053	531870 WATER SUPPLIES	24,310	11,078	20,000	5,095	14,905	25%
505 400 04400 00053	531885 CHEMICALS	775	4,761	7,000	2,965	4,036	42%
Total Supplies Water Dept		45,643	35,967	49,350	21,526	27,824	44%
505 400 04400 00054	542200 CAPITAL OUTLAY-NEW VEHICL	-	-	-	-	-	-
505 400 04400 00054	542500 CAPITAL OUTLAY-OTHER EQUI	-	-	-	-	-	-
505 400 04400 00054	542533 WATER TANK MAINTENANCE	2,000	-	20,000	-	20,000	0%
505 400 04400 00054	542534 WATER LINE IMPROVEMENTS	-	-	-	-	-	-
Total Capital Outlays Water Dept		2,000	-	20,000	-	20,000	0%
505 400 04400 00056	561000 DEPRECIATION	100,000	100,000	100,000	58,333	41,667	58%
Total Depreciation Water Dept		100,000	100,000	100,000	58,333	41,667	58%
505 400 04400 00057	579000 CONTENGENCY	-	-	50,000	-	50,000	0%
505 061 61100 61200	TRANSFER OUT - OTHER FUNDS	-	-	50,000	29,167	20,833	-
Total Other Costs Water Dept		-	-	100,000	29,167	70,833	29%
505 400 04400 00058	582000 INTEREST PAID ON NOTES	42,194	40,970	38,338	23,400	14,938	61%
Total Water Dept Debt Service		42,194	40,970	38,338	23,400	14,938	61%
Subtotal Water Department		420,143	427,982	574,338	276,682	297,656	48%
Total Water and Sewer Expenses		1,156,403	1,178,923	1,234,806	579,510	655,296	47%
Net Gain / (Loss) from Operations		(30,319)	2,471	(0)	25,082		
Plus Unfunded Depreciation		388,404	363,876	200,000	116,667		
Less Principal Debt Reduction		148,708	162,919	193,264	124,265		
Less Other investment in capital							
Less Operational Transfer to General Fund		200,000					
Net affect on Cash Reserves increase / (decrease)		9,377	203,428	6,736	17,483		

To: Mr. Bob Alexander

From: Chief C. Prokesh

Date: February 28, 2020

RE: Monthly Report, FEBRUARY-2020

CADs = 439

Arrests = 28

Criminal/Investigative:

Municipal Court:

Disorderly Conduct = 4
Criminal Trespass = 1 (H.A.)
Drug Violations = 15
Shoplifting = 1
Traffic Arrests = 2
City Ordinance (Camping) = 1

Superior Court:

MVT = 3 (Lee, Marion, Dougherty)
Poss of Methamphet w/intent = 1
Court Ordered Evaluation = 1

TRAFFIC:

Citations = 122

Warnings = 107

Accidents = 25

-Moving Vehicle = 21
-Hit and Run = 2
-Rollover = 1
-Delayed = 1

OTHER:

- Chief joined Leadership Lee
- Census signs and toppers are put out
- Baltenberger 3-MVT's in a week (LPR)
- Capt Monterey Moody (Retired) 10-42
- House Fire (Palm Street)
- GMA Driving class and simulator (reduce insurance)

Lee County 911
119 Pinewood Rd Leesburg , GA 31763

CFS By Department - Select Department By Date
For Leesburg Police Department 1/28/2020 - 2/29/2020

Leesburg Police Department	Count	Percent
ANIMAL CALLS	1	0.23%
AREA CHECK	1	0.23%
ASSAULT	1	0.23%
ASSIST MOTORIST	2	0.46%
ASSIST OTHER AGENCY/SERVICE	1	0.23%
BATTERY	1	0.23%
BURGLARY	1	0.23%
BUSINESS ALARM	8	1.82%
CALL BY PHONE	3	0.68%
CHEST PAIN/DIFFICULTY BREATHING	1	0.23%
CIVIL MATTER	1	0.23%
COMPLAINT	8	1.82%
CONTACT PERSON	5	1.14%
DAMAGE TO PROPERTY	2	0.46%
DELAYED VEHICLE ACCIDENT REPORT	1	0.23%
DIRECT TRAFFIC	1	0.23%
DISORDERLY CONDUCT	1	0.23%
DISPUTE	4	0.91%
DISTURBANCE	2	0.46%
DOMESTIC	6	1.37%
DRUG INVESTIGATION	3	0.68%
ENTER AUTO	1	0.23%
ESCORT	4	0.91%
FAINT	1	0.23%
FALL	1	0.23%
FIGHT	4	0.91%
FIRE - STRUCTURE	1	0.23%
FIRE/GRASS/BRUSH	1	0.23%
FLAG DOWN	1	0.23%
FOLLOW UP	7	1.59%
FRACTURE	1	0.23%
GAS DRIVE OFF	1	0.23%
HANG UP	4	0.91%
HARASSMENT COMPLAINT	2	0.46%
HEART ATTACK	1	0.23%
INCIDENT WITH GUN	1	0.23%
INFORMATION	11	2.51%
INTOXICATED PERSON	1	0.23%
JUVENILE PROBLEM	8	1.82%
LOITERING	2	0.46%
LOST/ MISLAID PROPERTY	2	0.46%
MECHANICAL BREAKDOWN	1	0.23%

Leesburg Police Department	Count	Percent
MENTAL/PSYCHIATRIC	1	0.23%
No CallType	2	0.46%
ORDINANCE VIOLATION	2	0.46%
OVERDOSE	1	0.23%
PERSON MISSING	1	0.23%
POLE DOWN/BROKEN	1	0.23%
RECOVERED/FOUND PROPERTY	1	0.23%
RESIDENTIAL ALARM	4	0.91%
ROAD HAZARD	3	0.68%
SEIZURES/CONVULSIONS	1	0.23%
SEXUAL ASSAULT	2	0.46%
SHOPLIFTING	1	0.23%
SHOTS FIRED	1	0.23%
SIMPLE BATTERY	1	0.23%
SPECIAL DETAIL	2	0.46%
SPEEDING/RECKLESS DRIVING	7	1.59%
SUICIDE / ATTEMPT	1	0.23%
SUSPICIOUS ACTIVITY	5	1.14%
SUSPICIOUS PERSON/VEHICLE	14	3.19%
THEFT	9	2.05%
TRAFFIC STOP (CLI)	196	44.65%
TRANSPORT PRISONER	3	0.68%
TRESPASSING	4	0.91%
UNKNOWN PROBLEM	2	0.46%
UNLOCK VEHICLE	22	5.01%
UNWANTED GUEST	3	0.68%
VANDALISM	1	0.23%
VEHICLE ABANDONED	1	0.23%
VEHICLE ACCIDENT	21	4.78%
VEHICLE ACCIDENT/ HIT AND RUN	2	0.46%
VEHICLE ACCIDENT/ROLLOVER/EJECTION	1	0.23%
VEHICLE RECOVERED	1	0.23%
VIN VER/TRAILER INSPECTION	1	0.23%
WALK IN	4	0.91%
WANTED PERSON	1	0.23%
WELFARE CHECK	5	1.14%
WIRES DOWN	1	0.23%
Total Records For Leesburg Police Department	439	Dept Calls/Total Calls 100.00%
Total Records	439	

PUBLIC WORK
MONTHLY REPORT
JANUARY -24 FEBRUARY-24 2020

- . **LIFT STATIONS – REMAINS OPERAIONL**
- . **LIMBS PICK UP – FOR THE MONTH OF JANUARY (5) LOADS (15.75) TONS**
- TOTAL (1,258.40)**
- . **LIGHTING – NO ACTIVITY**
- . **STREET SWEEPER – NO ACTIVITY**

CITY OF LEESBUEG

PROJECT STATUS

- PUBLIC WORKS – ARE REPLACING (240) REGISTER (COMPLETED)**
- POBLIC WORKS- ARE REPLACING (280) MORE REGISTER**
- LMEG – RESURFACING OF PEACH STREET AND 2ND STREET CONTINUES**

Count of No.					
Location	Estimated Hours	Class	Type	Total	
City Hall	0.15	Sanitation	PICK UP TRASH	1	
		Sanitation Total		1	
	0.15 Total			1	
	0.3	Pick up supplies	PICK UP SUPPLIES	1	
		Pick up supplies Total		1	
0.3 Total			1		
City Hall Total				1	
Public Works	0	Pick up supplies	TRIP TO CONSOLIDATED	2	
		Pick up supplies Total		1	
0 Total			1		
Public Works Total				1	
Service Address/Street	0	Sanitation	DEAD ANIMAL REMOVAL	1	
			DELIVER GARBAGE CAN	1	
			PICK UP BROKEN CAN AND REPLACE WITH NEW CAN	2	
	Sanitation Total			4	
	Sewer	Lift Station Checks	1		
	Sewer Total			1	
	Storm Drainage	Repair Drainage Pipe	1		
	Storm Drainage Total			1	
	Streets	PULLING WEEDS	1		
	Streets Total			1	
	Water			CHECK FOR LEAK	1
				CHECK LIFT STATION	1
				Locate Line	1
				Reread Meter	2
				TURN WATER OFF LOCK METER AND PICK UP TRASH CAN	1
	Water Total			10	
	0 Total			16	
	0.05	Sanitation	DELIVER GARBAGE CAN	1	
			PICK UP BROKEN CAN AND REPLACE WITH NEW CAN	1	
	Sanitation Total			2	
	0.05 Total			2	
	0.1	Water		VERIFY WATER IS OFF AND LOCKED	2
				Water Total	
	0.1 Total			1	
	0.15	Sanitation		DELIVER GARBAGE CAN	1
				PICK UP BROKEN CAN AND REPLACE WITH NEW CAN	2
				PICK UP GARBAGE CAN	1
				VERIFY # OF TRASH CANS AT THIS LOCATION	1
		Sanitation Total			5
		Sewer	Check for Stoppage	1	
		Sewer Total			1
		Water			CHECK FOR LEAK
	TURN WATER OFF AND LOCK METER				4
	TURN WATER ON				1
	VERIFY WATER IS OFF AND LOCKED				1
Water Total			7		
0.15 Total			7		
0.2	Sanitation		YARD DEBRIS PICKUP	13	
			Sanitation Total		1
	Water			CHECK FOR LEAK	1
				Reread Meter	1
TURN WATER OFF AND LOCK METER				1	
Water Total			1		
0.2 Total			4		
0.25	Sanitation		DELIVER GARBAGE CAN	5	
			PICK UP BROKEN CAN AND REPLACE WITH NEW CAN	2	
			PICK UP GARBAGE CAN	3	
			VERIFY # OF TRASH CANS AT THIS LOCATION	1	
	Sanitation Total			7	
Water			CHECK FOR LEAK	5	
			Reread Meter	6	
			TURN WATER OFF AND LOCK METER	6	
			6		

Service Address/Street	0.25	Water	TURN WATER OFF LOCK METER AND PICK UP TRASH CAN VERIFY WATER IS OFF AND LOCKED	1
		Water Total		20
	0.25 Total			38
	0.3	Sewer	SEWER IS BACKING UP	45
		Sewer Total		2
		Water	CHECK FOR LEAK Reread Meter	1
		Water Total		1
	0.3 Total			2
	0.45	Sewer	Replace Clean-out Cap	4
		Sewer Total		1
	0.45 Total			1
	1	Pick up supplies	PICK UP SUPPLIES	1
		Pick up supplies Total		1
		Sewer	Check for Stoppage Jet Sewer Line	1
		Sewer Total		1
		Streets	ROAD REPAIR	2
		Streets Total		2
Water		CHANGE METER VALVE CHECK LIFT STATION CHECK METER REGISTER	1	
Water Total			1	
1 Total			3	
4		Sewer	SEWER IS BACKING UP	8
	Sewer Total		1	
	Streets	REPLACED GRASS ROAD REPAIR	1	
	Streets Total		1	
	Water	REPLACED REGISTER	2	
Water Total		5		
4 Total			5	
5	Water	Locate Line REPLACED REGISTER	8	
	Water Total		1	
5 Total			2	
(blank)	Water	CHECK METER FOR STOPPAGE TURN WATER OFF AND LOCK METER VERIFY WATER IS OFF AND LOCKED	2	
			1	
	Water Total		1	
(blank) Total			3	
Service Address/Street Total				3
Train Depot	1	(blank)	(blank)	115
		(blank) Total		1
	1 Total			1
	6	Maintenance	TRAIN DEPOT MAINTENANCE	1
Maintenance Total			1	
6 Total			1	
Train Depot Total			1	
Grand Total			2	
			120	

Leesburg Water Pollution Control Plant Monthly Report For February, 2020

Leesburg WPCP was in full compliance with Ga. EPD Permit Requirements for the month.

<u>TEST</u>	<u>RESULTS</u>	<u>PERMIT LIMIT</u>
Avg. Daily Flow (Million Gallons)	1.483	1.5
Effluent Biochemical Oxygen Demand	2.0	15
BOD Removal %	99.0	>85%
Effluent Total Suspended Solids	8.1	30
TSS Removal %	98.7	>85%
Effluent Fecal Coliform (# per 100 mL)	11.0	400
Effluent Ammonia	.11	3.0
Effluent Dissolved Oxygen	9.4	>6.0
Min & Max Effluent pH	7.0-7.5	6.0-9.0
Effluent Total Phosphorous	.57	1.5
Low-Level Mercury (mg/day)	6.61(due to HIGH flow)	7.9
Total Rainfall for the month	10.5 in.	

Maintenance/Repairs Performed: (1) Weekly cleaning and routine maintenance performed on belt-fed press, UV light units, clarifiers and chemical pump systems at WPCP. (2) Installed a new polymer pump for the belt-fed press. (3) Replaced the broken hard plastic lower section of the influent bar screen trash chute with flexible vinyl material.

Expenses:

Fuel (generator/vehicles/mower)	\$ 177.89
Electricity -	\$4,163.53
Chemicals used	\$1,016.16
Lab Tests -	\$2,160.00
DoCo Landfill (solids from press)	\$0,000.00
Maintenance & Repair -	\$ 60.00
Total -	\$7,577.58

Leesburg Public Drinking Water Wells Monthly Report For February, 2020
 Leesburg Public Drinking Water Wells were in full compliance with Ga. EPD Permit Requirements for the month.

<u>TEST</u>	<u>RESULTS</u>	<u>PERMIT</u>
Monthly Avg. Gallons Pumped Per Day:	405,000	500,000
Total Gallons Pumped for the Month:	11.75 Million Gallons	
3 Monthly Bacteria Samples:	0/Absent	0/Absent
Daily Chlorine Residual	.85 mg/L	>.2mg/L
1 Monthly Fluoride Sample:	.53	

Maintenance/Repairs: (1) Remove/clean/reinstall chlorine injectors at Starksville & 32 wells, weekly. (2) Perform monthly preventive maintenance to chlorine and fluoride pumps at Hwy. 32 well. (3) We had the flow meter for each well tested/calibrated. (4) We installed water meters on the lubrication lines at each well. These gave us exact numbers to use on our annual Water Loss Audit.

Expenses:

Electricity -	\$1,319.10
Chemicals used -	\$ 268.55
Routine Testing	\$ 82.00
Maintenance & Repair -	\$ 40.68
Total -	\$1,710.33